




LET'S GO ECO!

Y3/4 Spring Term 2021

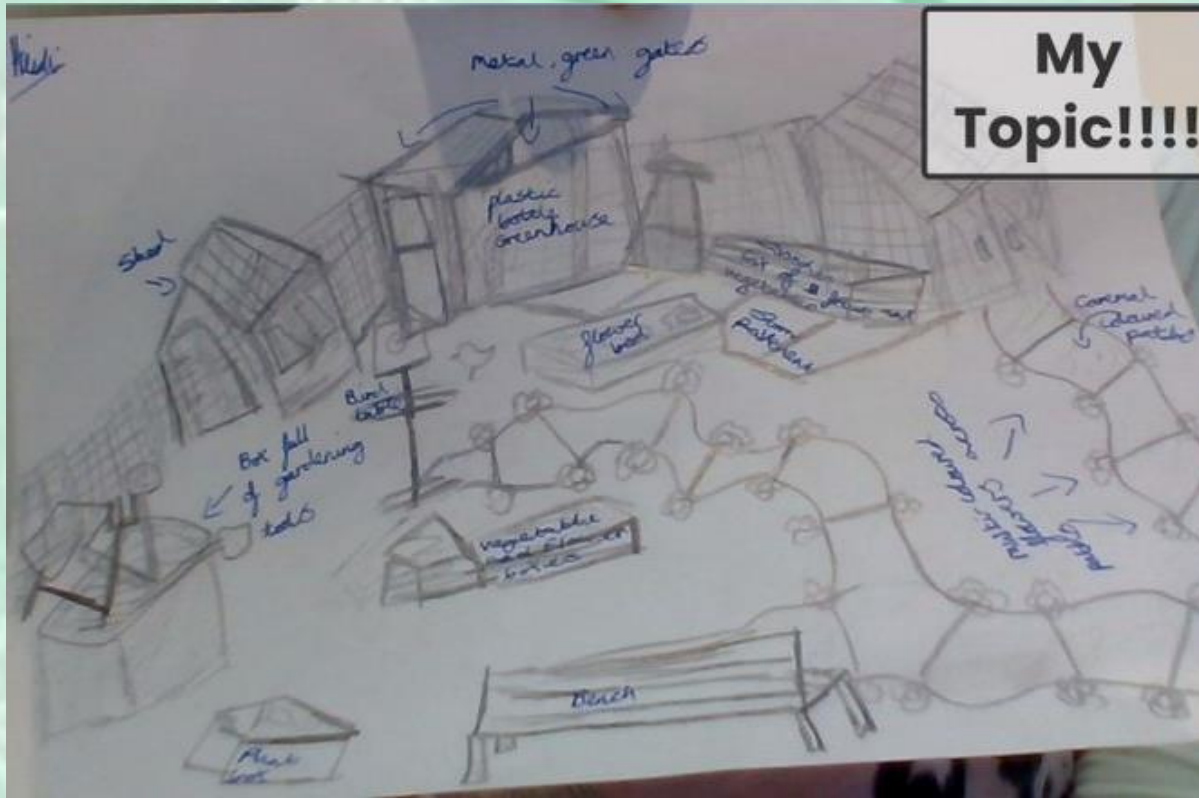


Although we covered most of our **Let's Go Eco** topic from home, the children still did an amazing job at immersing themselves in the world of reusing, reducing and recycling!

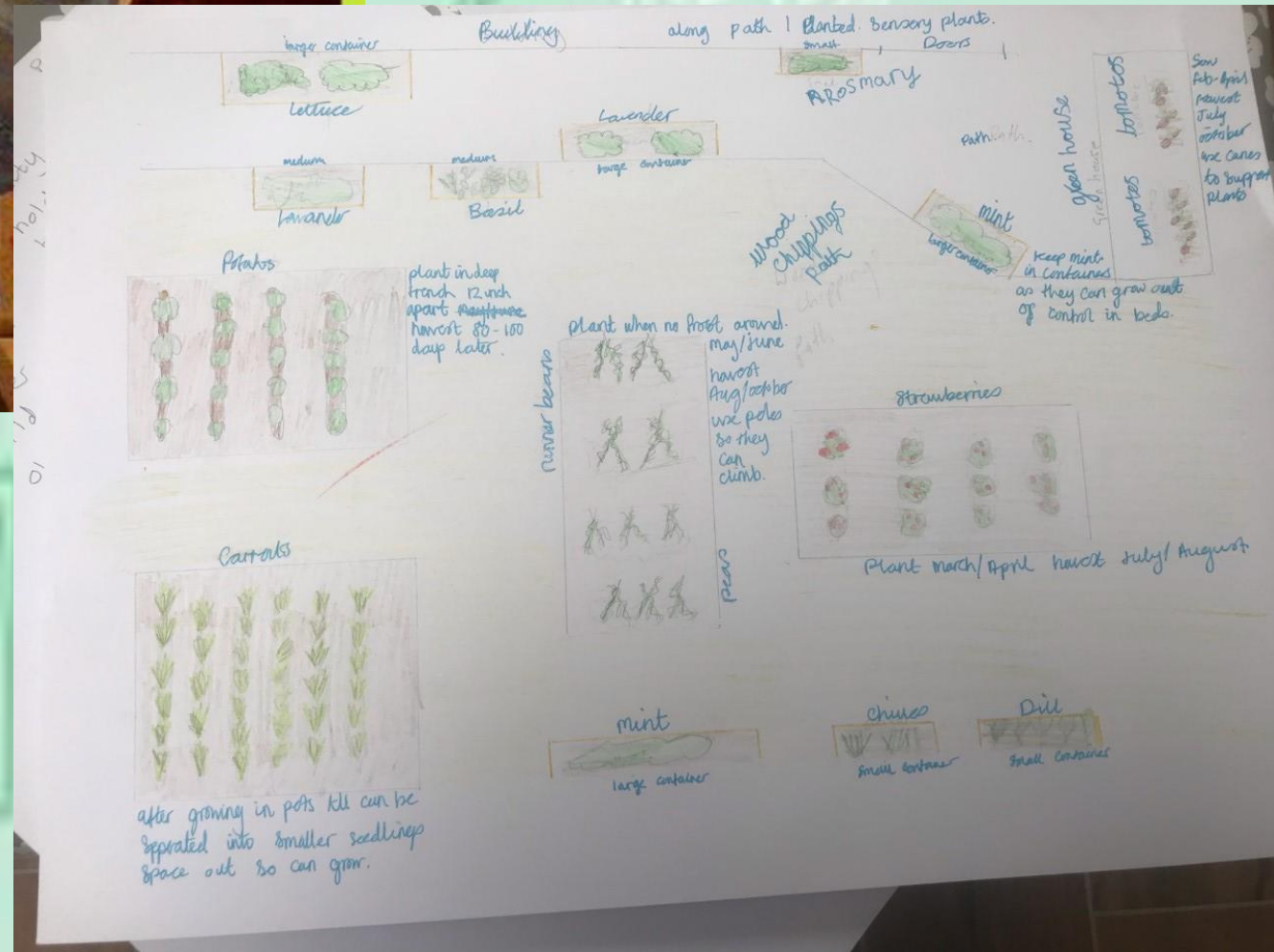
Here is a snapshot of some of the things we have been getting up to at home and in school...

TOPIC

We loved designing our own allotments, thinking of which fruit and vegetables we could grow ourselves to cut down the air miles that some of the food from shops has to travel. We can't wait to use some of these fantastic ideas in our own garden at school!




topic



ART



We used things we could find in the house to recycle into something else. Here are our toilet roll and origami animals.




Back in the classroom, we found out about what happens to plastic when it is thrown away and the importance of recycling.

We decided to transform unwanted plastic into beautiful plant pots to grow our tomato seeds!



MUSIC

We even had to make our own instruments out of household objects we could reuse. Some children were very inventive and practised some really tricky rhythms!




SCIENCE


We have been learning about living things and their habitats. We learnt how to Classify living things, sorting them into groups based on their characteristics. After finding out about invertebrates, we even designed our own!



We made posters to help us learn and remember the necessary features of living organisms: Movement, Respiration, Sensitivity, Growth, Reproduction, Excretion and Nutrition. When listed in this order, they make an acronym that spells MRS GREEN.

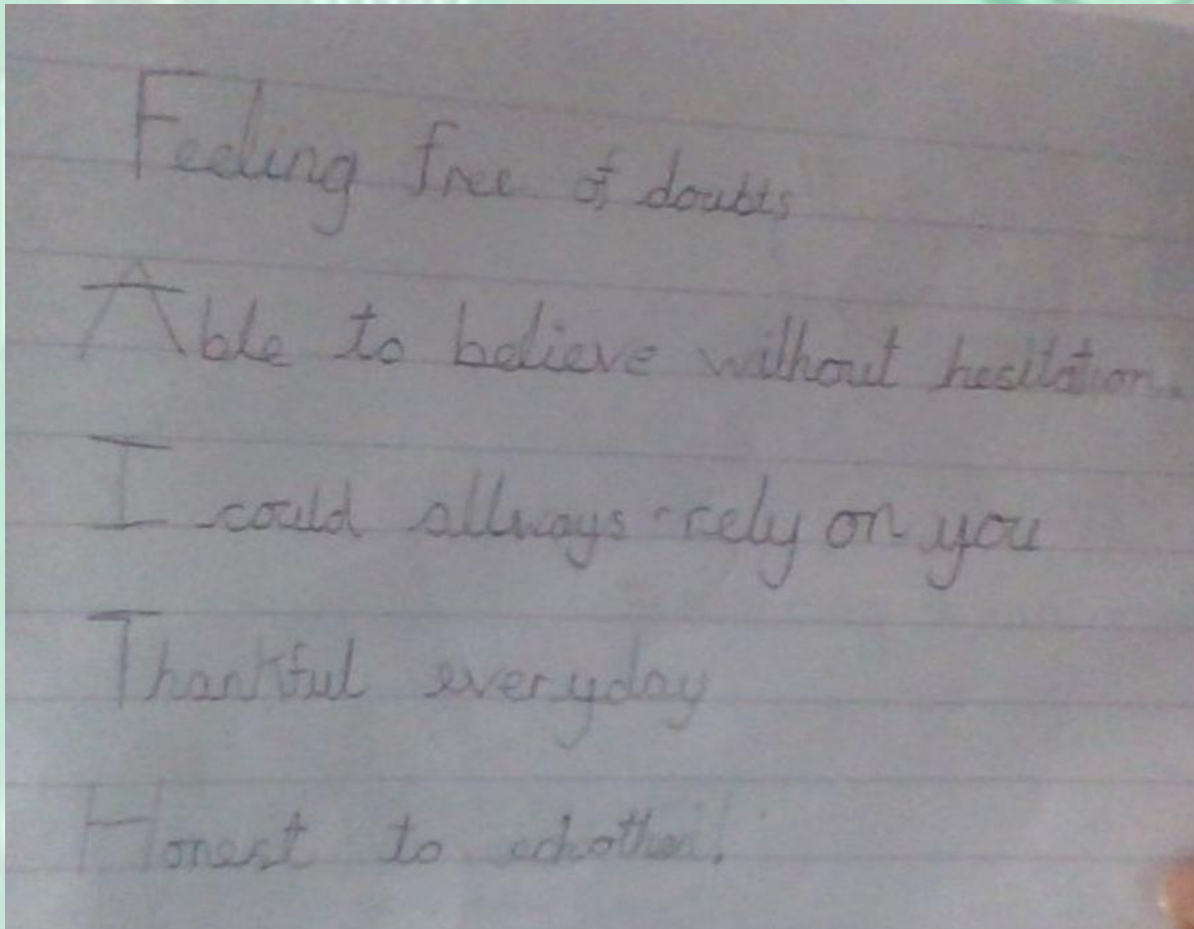


Back at school, we have been on an invertebrate hunt in our school grounds, exploring the many different habitats outside. We were very excited about what we found!

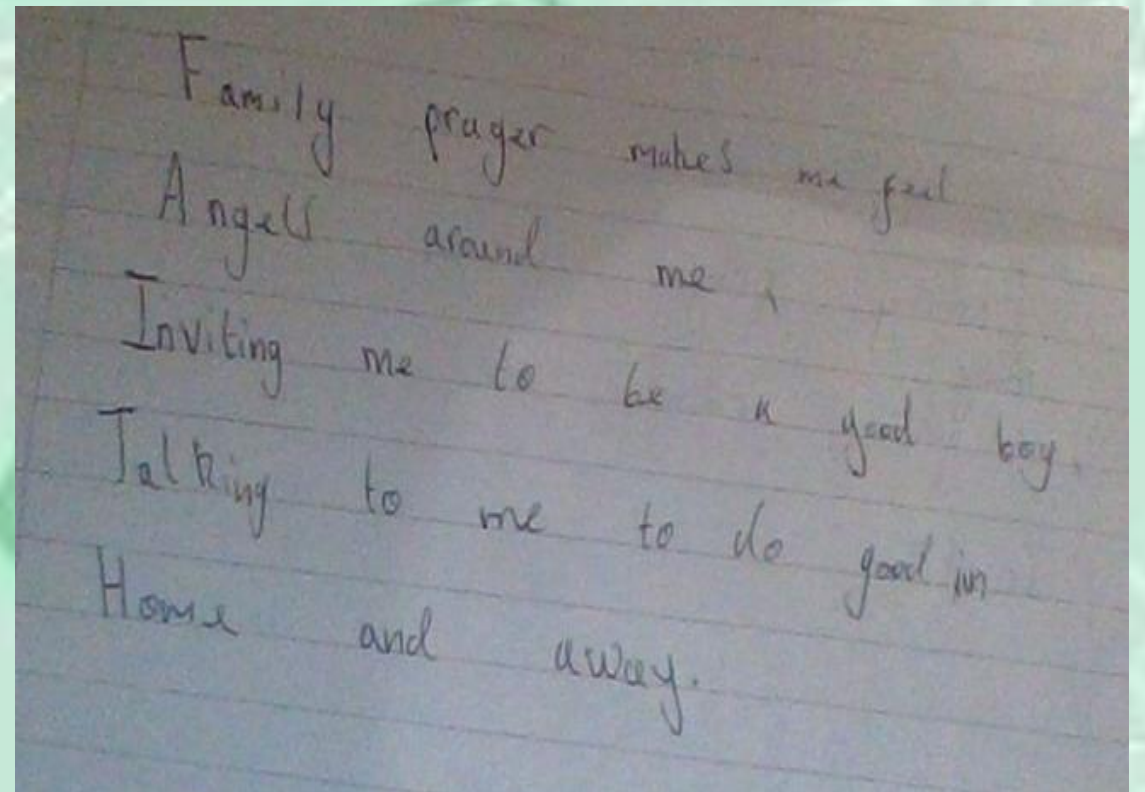


R.E.

We have been exploring the question, "Why do people pray?".
We started by thinking about what faith means to us.



Feeling free of doubts
Able to believe without hesitation
I could always rely on you
Thankful everyday
Honest to others.



Family prayer makes me feel
Angels around me
Inviting me to be a good boy.
Talking to me to do good in
Home and away.

Mussallah-Muslim prayer mat

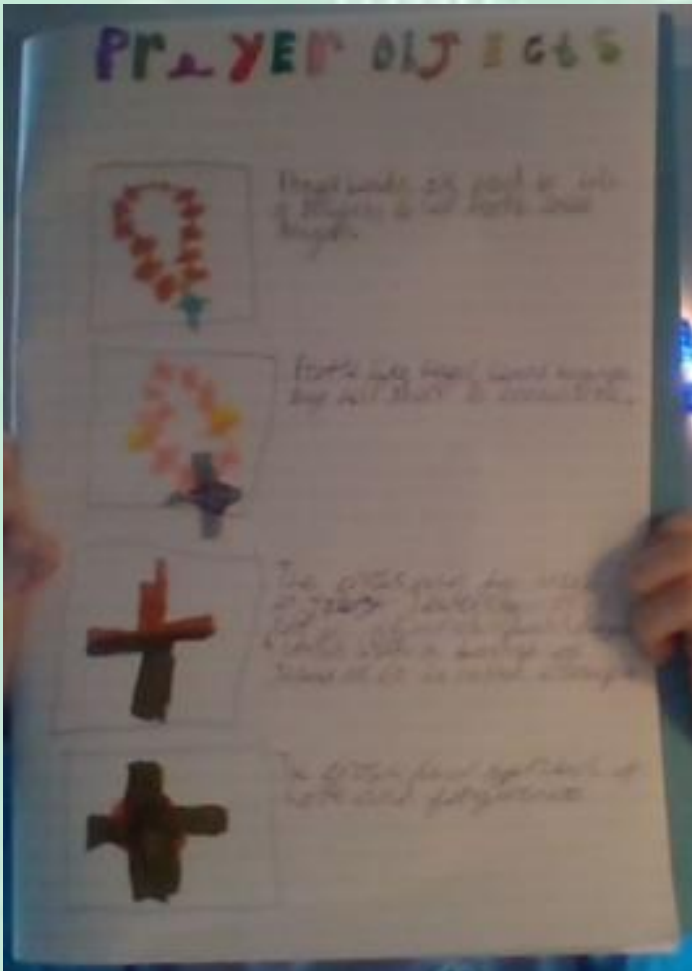
Muslims do not NEED prayer mats to pray but they do need a clean space and using a prayer mat is helpful for this.

Prayer mats come in many different patterns and colours but it is best to have a simple one like this blue one so you don't get distracted in prayer.

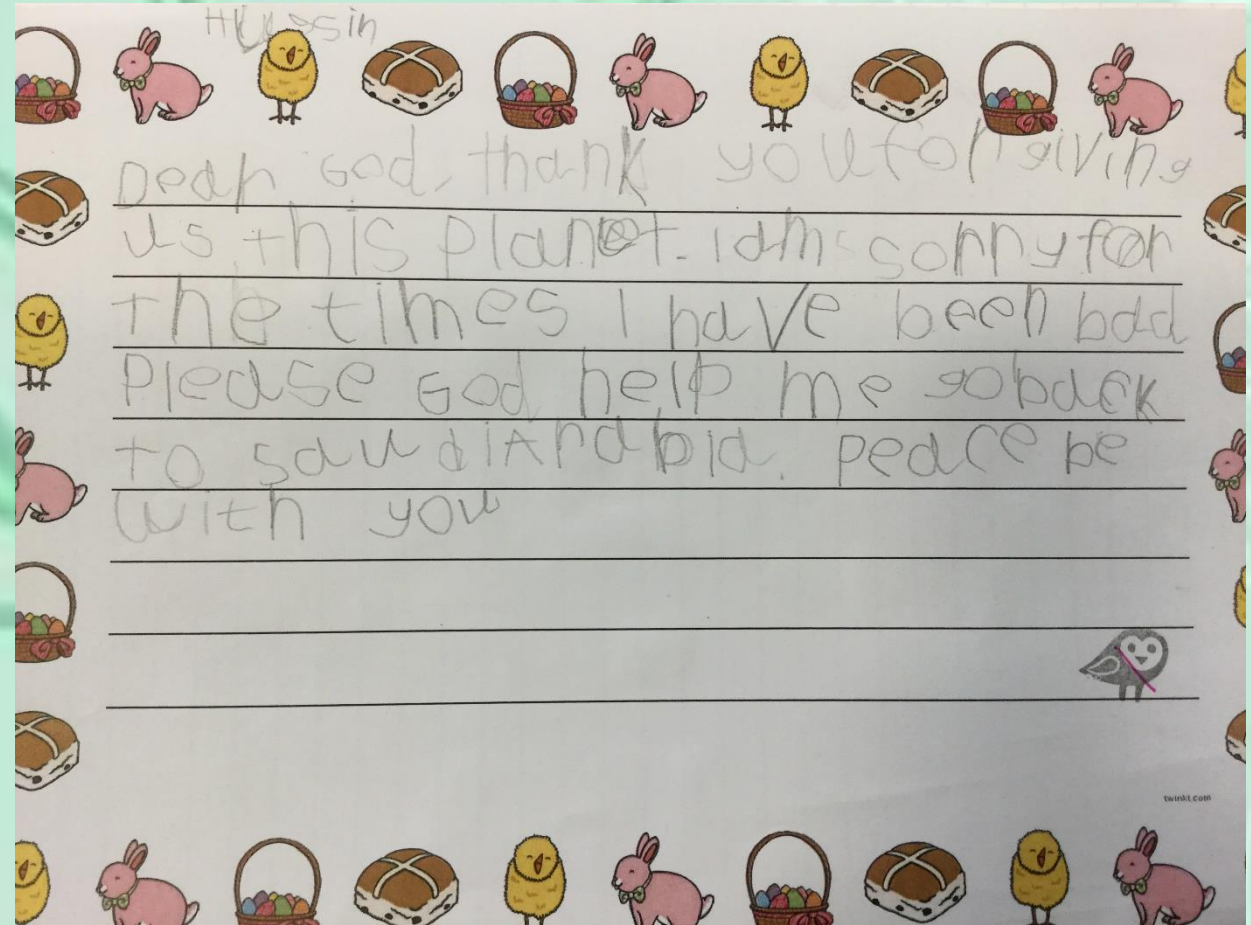
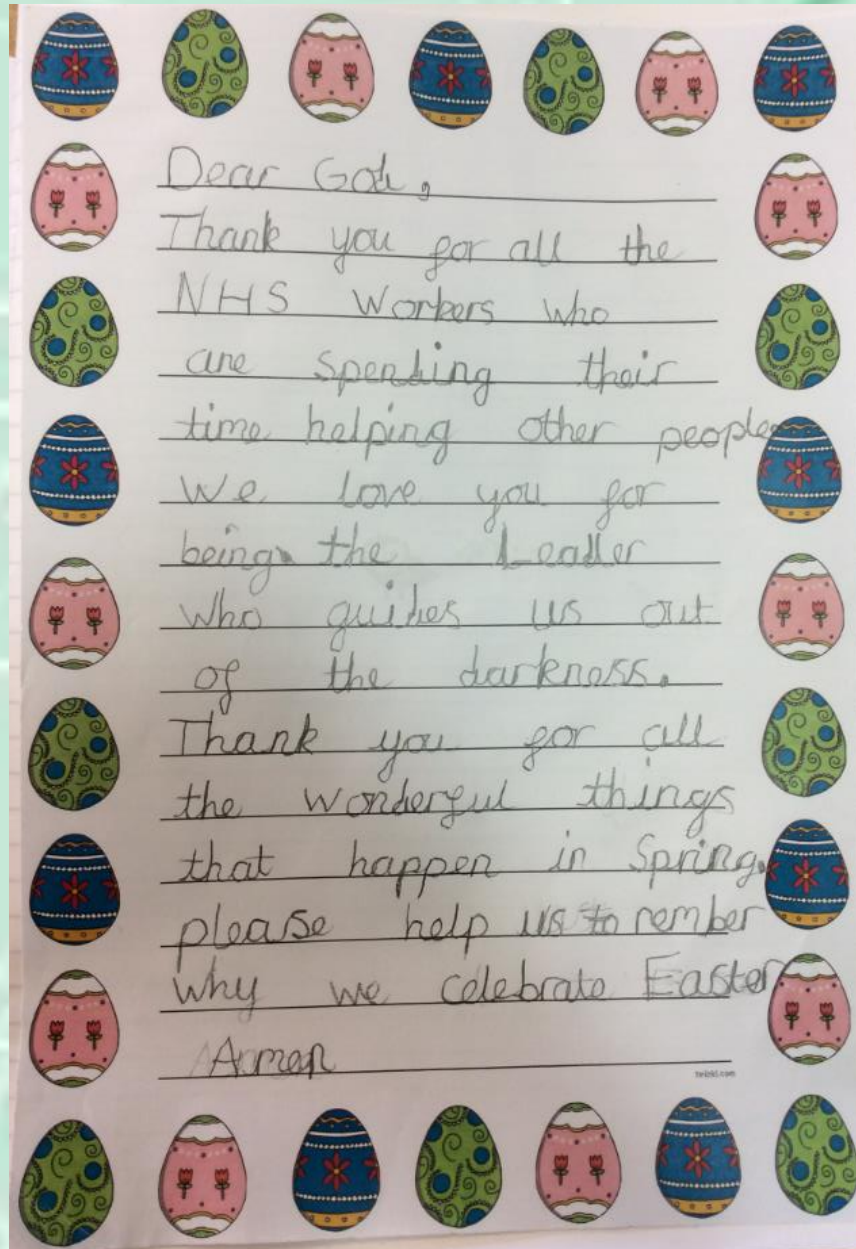


Some prayer mats even have compasses attached to them, this helps to find the direction of the Kaaba (all Muslims face the Kaaba when praying).

Then, we looked at prayers from different religions and discovered the special objects that are used in prayer.

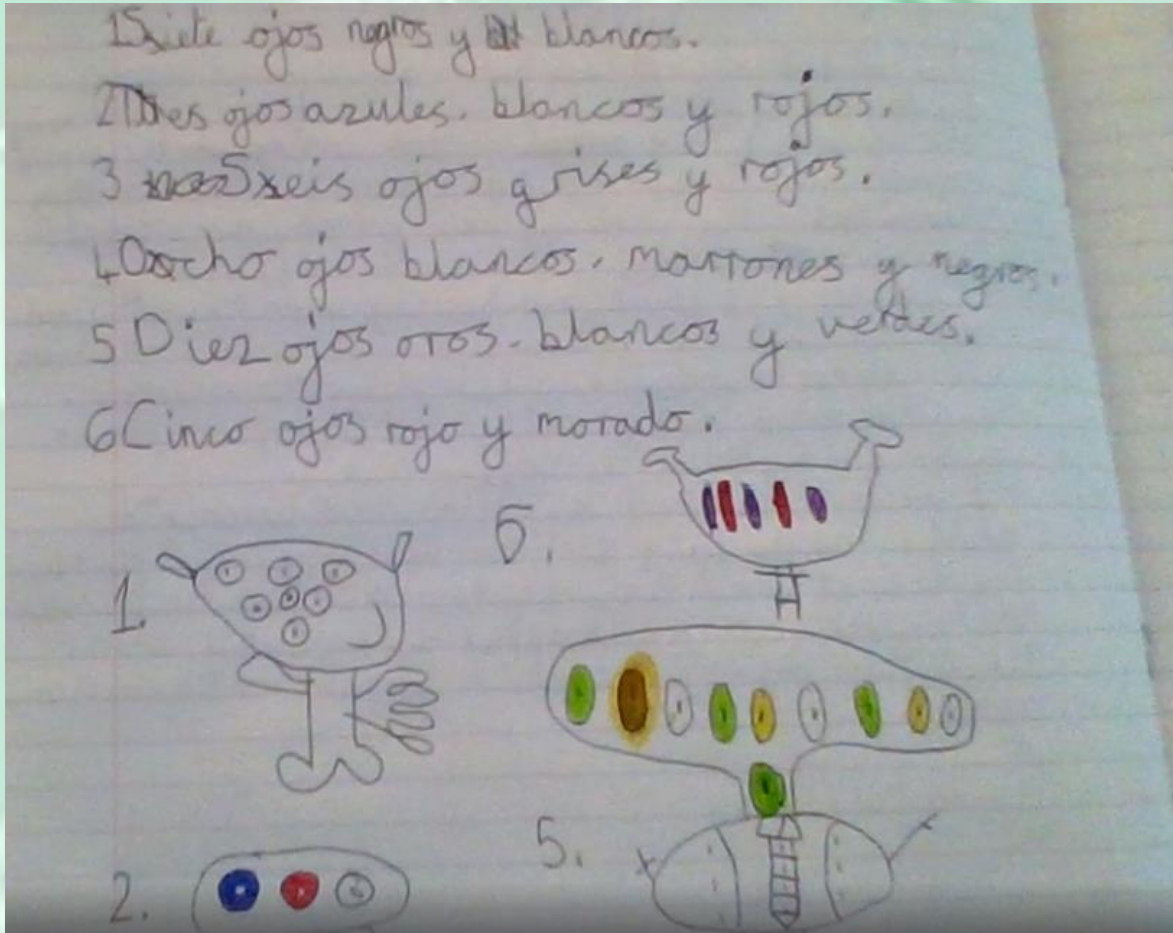


Back in school, we have been writing our own Easter prayers.

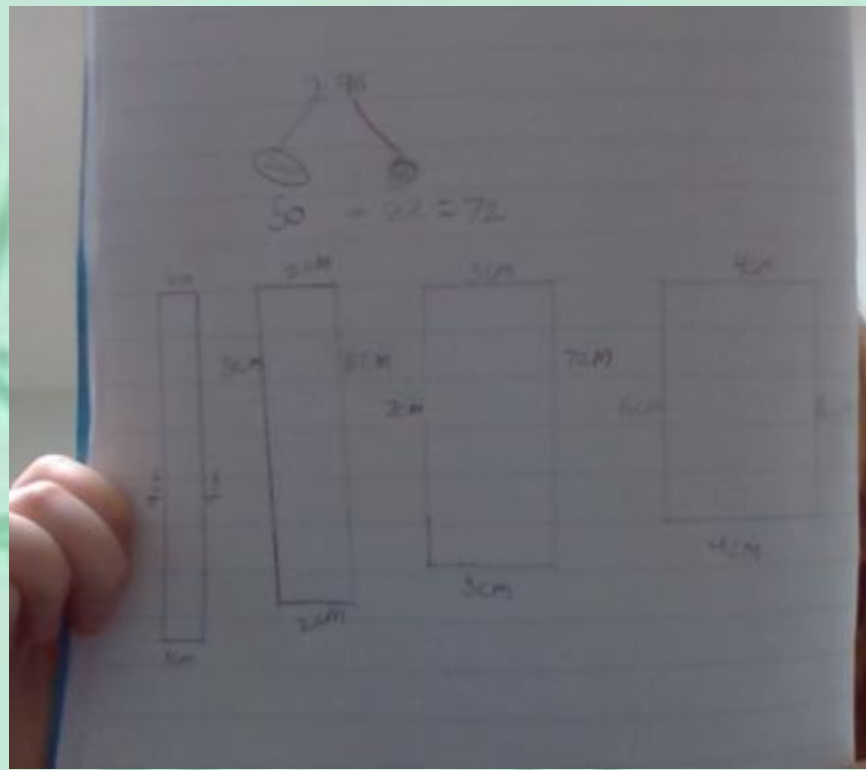



SPANISH

In Spanish, we learnt the names of family members and learnt what the different parts of the body are called.




MATHS



In Maths, Year 3s had a go at making 2D shapes using whatever they could find at home! Some people even practised their origami skills! Then they learnt how to find the perimeter.



Year 4 made their own fraction walls and equivalent fractions out of all sorts of exciting things!



LITERACY

The Achievements of David Attenborough

In 1985, Attenborough received knighthood from the Queen becoming Sir David Attenborough. Not only did he teach millions of us about our planet, this life-long nature-lover has led the fight against plastic pollution and deforestation. He taught us to appreciate the beauty of our planet and informed us that we need to look after it to protect it for our grandchildren.

Even in his nineties, he carries on working with charities to make this planet a better place. Rather fittingly, Sir David Attenborough has some plants, insects and birds named after him. He also has a polar research vessel named after him called RSS David Attenborough. I think David Attenborough would love to read your biography, Eeman! It is wonderful.

We found out all about David Attenborough and wrote a biography of his life. It certainly inspired some of us to want to become wildlife presenters in the future! Later, we wrote a report about a bird of our choice in the style of a documentary.


Can you guess where we are today? We're in a dry desert, high up in the cliffs in Africa seeking a Ruppell's vulture. That's right, we are in Kenya.

The Ruppell's vulture is quite magnificent but also pretty ugly! It has a bald head so that when it eats its feathers do not get dirty and it has huge dark brown and white wings as well as razor sharp talons and a large hooked beak.


Its huge wings are perfect for gliding and circling its prey. The Ruppell's vulture is actually quite lazy, or perhaps you could say clever because it eats only the flesh of dead animals making catching its prey easy! It can see a dead or dying animal from high up in the sky and will wait a whole day and sometimes even longer, if it needs to, whilst an animal dies before it feasts!

Not many people like vultures but they are actually quite amazing. They fly 6000 metres in the sky which is incredible and by eating dead animals they are actually stopping diseases from spreading. What do you think about them now?

One day, we recorded ourselves reading in unusual places. We had people sitting in the bath, in boxes, on windowsills, in cupboards, under the stairs and even in dog crates!



On World Book Day we made a puppet theatre and listened to some surprise masked readers reading their favourite books!



We hope you have enjoyed
seeing what Year 3/4 have
been enjoying, exploring
and creating during the
Spring Term!