




Y1/2 London's Burning




Autumn 1

Come look at all of our wonderful learning in Y1 and Y2.



English

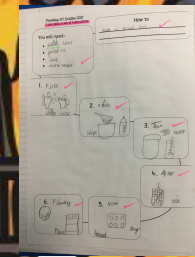
We have read the book 'Vlad and the Great Fire of London'. We wrote thought bubbles for the characters.







We learnt about Samuel Pepys. We used drama to act out how Samuel Pepys would've felt when he saw the fire. We then wrote our own diary.



We then wrote instructions explaining how to make bread after we made bread rolls during our GFoL day.




Y1 Maths




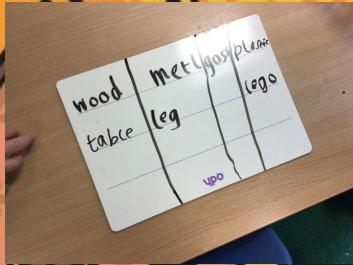


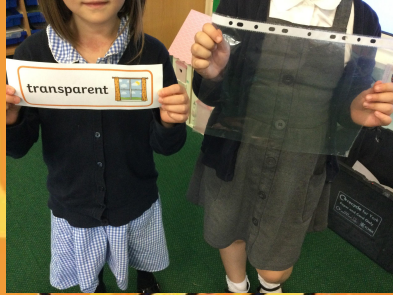
In Y1 maths, we have been learning about place value. We have been representing numbers and counting forwards and backwards to ten. Next, we compared objects, pictures and numbers using $< > =$.

Y2 Maths




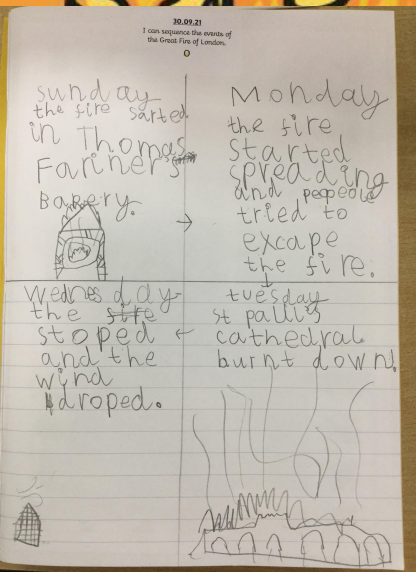

In Y2 maths, we have been learning about place value. We used base ten and other objects to represent numbers up to 50 and 100. We then practised reading and writing numbers. Next, we compared objects, pictures and numbers using $<$ $>$ $=$. We have now learnt to count in 2s, 5s, 10s and 3s

Science



In science, we have been learning to identify and name different types of materials. We have then described their properties (waterproof, hard, flexible) and have conducted fair tests to test these.

History



Chimney Sweep

Chimney sweeps used to clean chimneys and fireplaces. Children were often used as apprentices because they were small.



Scullery Maid

Scullery maids were the lower ranked workers in the kitchen. Their job was to clean the floor, stoves, sinks, pots and dishes in the kitchen.



Gong Farmer

Gong farmers cleaned out toilets. They removed human waste from privies and cesspits.



Rat-catcher

Rat-catchers caught rats around the city.



Blacksmith

The blacksmith was a very important but lowly occupation. Blacksmiths forged objects from iron or steel. They would sharpen weapons and repair cooking utensils.



We have been learning all about the Great Fire of London. We looked at what life was like back in 17th Century London, how people lived, what jobs they had and the Great Plague. We then looked at the events of the Great Fire of London and the impact it had. We even used chromebooks to explore a Great Fire of London game!

DT




How to Make Bread

Ingredients:
 1.5kg bag plain flour
 2 sachets dried yeast
 100ml warm water
 1 tsp salt


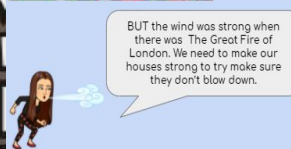
Instructions:
 Our girls want to learn how to make tasty, fresh bread! If so, follow these simple instructions so you can be the next best baker!

Method:
 1. Firstly, begin by washing your hands with soap in warm water.
 2. Secondly, carefully sieve 1.5kg of plain flour into a deep bowl.
 3. Next, gently add 1 tablespoon of salt and 2 sachets of yeast with the mixture.
 4. After that, mix the ingredients together to form a neat dough.
 5. Once you have a big ball of dough, begin to gently knead it.
 6. Now leave the dough to rise for about 2 hours in a covered bowl.
 7. After the dough has risen, place onto parchment paper and bake in a hot oven at 220°C for 30 minutes.
 8. Leave the bread to cool and then enjoy eating it!


The base is the key to a stable structure.
 The shape of the structure is also very important too.
 The wider the base, the more stable the structure.




As part of our themed day, we made our own bread. We had to follow a recipe. They tasted delicious!



We also learnt about structures. We designed and made our own Pudding Lane Houses.



R.E.




We learnt about the festival of Sukkot and built a Sukkah.



"I think the older brother felt jealous!"




We have thought about love - how Christians show their love for God like a parent shows love for their child.



We have been thinking about what God means to Christians. We have explored the meaning of the parable of the Lost Son. To get a deeper understanding we thought about the Characters in the story, how they felt and what they thought.

RHE



In RHE, we have been thinking about healthy and happy friendships. We have explored what makes a good friendship and discussed ways to be kind.

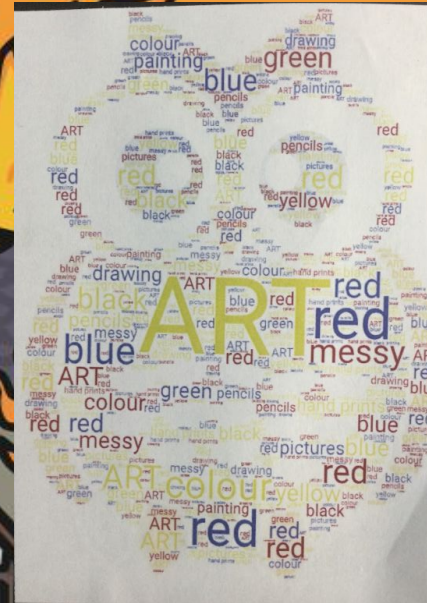
P.E.

In Year one we have practised our throwing and catching skills.



We travelled back in time to 1666 and imagined we were there when the fire began. We created a dance sequence imagining we were the flames spreading. We then imagined we were firefighters pulling the houses down and use pumps to put out the fire.

Art



In art, we have been practising our drawing skills. We started by thinking of words that remind us of art. We then have been using a variety of tools to draw fire.

Themed Day



We had the most wonderful time for our 'Great Fire of London' day! We made news reports, made delicious bread, created silhouette artwork and learnt about the spread of the fire.