

Year 5/6

Spring term 2022

Spring 1

Extreme Earth




As part of our stunning start day we focused on many different physical features of the earth. Here are some topic maps we created to begin with to show what we already know. Throughout the day we focused on discovering natural disasters that happen across the globe. We used globes, maps and atlas' to help us understand the global scale these disasters happen on.

As well as learning how many natural disaster happen, we had a chance to recreate models and experiments which show on a small scale the impact a natural disaster can have.




Then, in our next lesson, we used atlas' to find and compare different biomes and climate zones across the world. We worked hard to locate places on a world map and use an atlas with confidence.

We have also looked at the major rivers across the world and learnt about how they are formed and their different features. Again, we practised our skills in using an atlas with confidence and we are getting better at this each time!

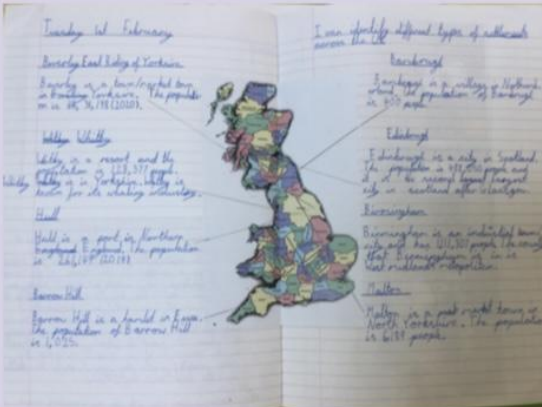


Our next geography task was to look into the water cycle. After learning about it we used our computing skills to make a comic strip which demonstrates the steps of the water cycle and the brilliant vocabulary we have learnt to explain it in more detail.



One of our favourite lessons has been investigating natural disasters. Today we worked in pairs to research a range of natural disasters. Then we had a chance to find out more about a specific natural disaster that we were interested in. We then presented our findings in different ways.

Our final geography lesson this half term taught us about land use and settlements. Today we used a map of the UK to identify different types of settlements and we compared places of different scale.



Spring 2

Walk like an Egyptian



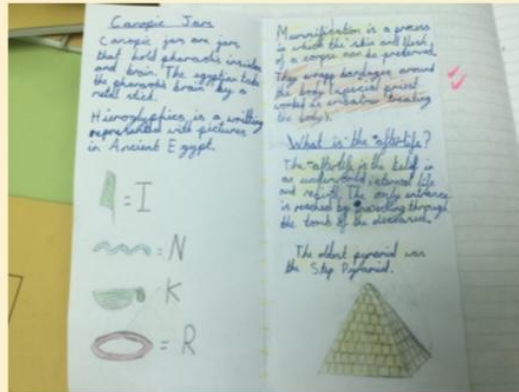
We have enjoyed lots of time in Spring Term 2 learning as much as we can about the life of people in Ancient Egypt.

To introduce our topic, we explored where Egypt is in the world and when key events happened in Ancient Egypt on a timeline. This helped us to explore which other areas of history were also taking place during the same era.




To introduce our topic, we explored where Egypt is in the world and when key events happened in Ancient Egypt on a timeline. This helped us to explore which other areas of history were also taking place during the same era.



Then, in our next lesson, we have researched the process of Mummification. We research why it happens, to whom it happens and how it takes place. To conclude we studied how Egyptians believed it all linked to the afterlife and compared this to beliefs people may have now.



We have really enjoyed being creative and using our problem solving skills to decipher hieroglyphs to help us learn all about the pyramids.





One of our favourite lessons has been investigating everything we can about Egyptian Gods and how they influence the lives of Kings and everyday society in Ancient Egypt

To conclude, we had great fun during our Egyptian day! We mummified our teachers, built pyramids, moulded and painted cartouches and even cooked some yummy Egyptian food! Take a look!



Writing - Y5

This term, Year 5 have been working hard to increase their stamina and voice throughout all of our writing. Our fiction pieces have included stories based on The Hulk's Day Off and poems exploring the weather and climate of our world. We have also written letters to our parents to explain to them the effects of Climate Change and what they can do to combat it. To complete our term, we have explored the life of our very own Mr Norman - take a look at the biographies we created to find out what he has been up to during his lifetime.




Writing - Y6




This half term we have been writing essays based on climate change. To gather our research we watched a documentary on climate change and learnt how to take effective notes on our chromebooks. After this we thought about suitable openers and vocabulary that we would need to write a good essay.

Here are some of our climate change essays!



As part of our 'Walk Like an Egyptian' topic we have also worked on using progressive tense and subjunctive form to create biographies and diary entries based on the wonderful Egyptologist, Howard Carter.



Maths - Y5

In maths Y5 this term we have been developing our fractions knowledge. To start our topic we used a range of resources to show what we already know.


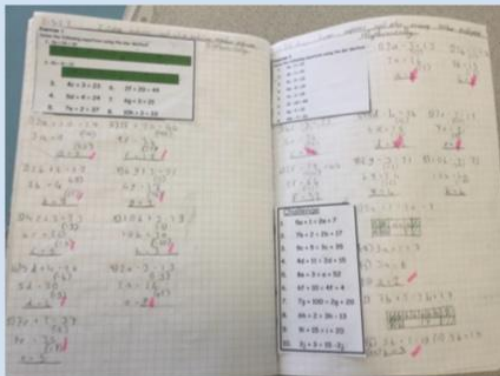
After this we worked hard finding equivalent fractions, converting between improper fractions and mixed numbers and also comparing and ordering fractions.

Often, we found using pictures and well as numbers helpful as we could make good connections between them - we really liked thinking of circles as cake and rectangles as chocolate!




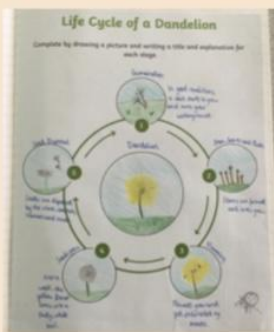
Maths - Y6

Year 6 have been working their socks off this term with all of their final learning before they do their SATs. This has included exploring ratio and proportion, angles and (the not-so-scary) algebra!



Science


In science we have been learning about life cycles. We have had fun learning about how different types of animals have different life cycles. Here are some examples of the life cycles we investigated.



We have also been stretching our classification skills and have explored how to classify plants, animals, microorganisms and more!

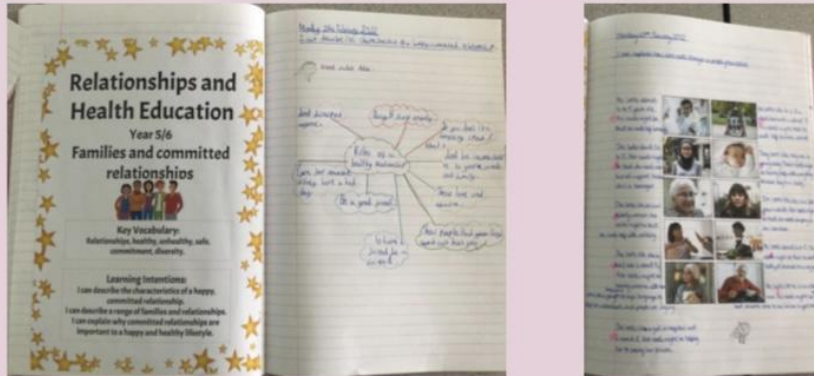
R.E

Our topic in RE this half term has been Gospel. We have thought about where Gospel comes within the 8 big stories. Throughout each lesson we have studied the four Gospel texts and their stories and how they help define and create foundations for living for Christians.



RHE

In RHE this half term we have been thinking about care and responsibility. In our first lesson we thought about care needs people have and how they can change as we grow older. We have also discussed relationships: the different types of relationships that exist and how we can maintain healthy relationships.




PE

This half term, we have loved playing badminton and volleyball - we have developed lots of new skills and some of us have learnt how to take part in new sports. We have also enjoyed tag rugby and sometimes got very muddy!

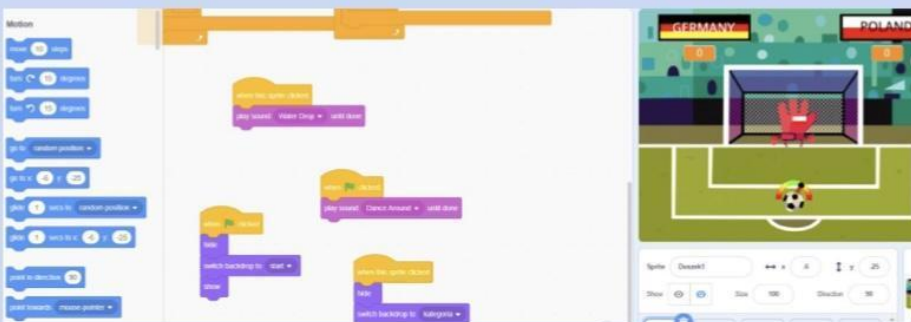
Art

Over the term we have studied two different skills within art. The first was printing. We used different techniques and layering to create our own final prints. Collage has been another medium we have used to create wonderful Egyptian headdresses.



Computing

Coding has been our focus this half term in Y5/6. We have all had to show lots of perseverance and confidence as we have tackled tricky codes and completed many new challenges.



Music

In music this term we have learnt all about notation using glockenspiels. We now know the value of each different notation and their pitch on the staff. We used these skills to perform many pieces both part of a group and independently.

March of the Golden Guards

Count in 1 2, 3, 4 2, 2, 3, 4

Introduction 1, 2, 3, 4 2, 2, 3, 4 3, 2, 3, 4 4, 2, 3, 4




The image shows the first two staves of a musical score. The first staff is in 4/4 time and contains two measures of music. The first measure has a quarter note on G4, a quarter note on A4, and a quarter note on B4. The second measure has a quarter note on A4, a quarter note on G4, and a quarter note on F#4. The second staff is also in 4/4 time and contains two measures. The first measure has a quarter note on E4, a quarter note on D4, and a quarter note on C4. The second measure has a quarter note on B3, a quarter note on A3, and a quarter note on G3.

March of the Golden Guards

Count in 1 2, 3, 4 2, 2, 3, 4

Introduction 1, 2, 3, 4 2, 2, 3, 4 3, 2, 3, 4 4, 2, 3, 4



The image shows the first two staves of a musical score. The first staff is in 4/4 time and contains two measures of music. The first measure has a quarter note on G4, a quarter note on A4, and a quarter note on B4. The second measure has a quarter note on A4, a quarter note on G4, and a quarter note on F#4. The second staff is also in 4/4 time and contains two measures. The first measure has a quarter note on E4, a quarter note on D4, and a quarter note on C4. The second measure has a quarter note on B3, a quarter note on A3, and a quarter note on G3.

March of the Golden Guards

Count in 1 2, 3, 4 2, 2, 3, 4

Introduction 1, 2, 3, 4 2, 2, 3, 4 3, 2, 3, 4 4, 2, 3, 4



The image shows the first two staves of a musical score. The first staff is in 4/4 time and contains two measures. The first measure has a quarter note on C4, a quarter note on D4, and a quarter note on E4. The second measure has a quarter note on D4, a quarter note on E4, and a quarter note on F4. The second staff is also in 4/4 time and contains two measures. The first measure has a quarter note on C4, a quarter note on D4, and a quarter note on E4. The second measure has a quarter note on D4, a quarter note on E4, and a quarter note on F4.

