



Our Learning Journey in Reception at St Oswald's



Our school

Our classroom doors



The way in to the
playground to pick
up and drop off



The way out!

Take a look at our Reception environment

We use this classroom for our child-initiated learning:

We encourage independence, responsibility and fun!



This is our amazing outdoor area! We love to extend our learning outside.



There are 2 Reception classes at St Oswald's

- Hedgehog's and Squirrel's!
- Squirrel's Class Teacher is Mrs Cooke
- Hedgehog's Class Teacher is Miss Slater
- We have up to 45 children across both classes.
- However, they are in their class groups only for registration, teaching times and most story times.
- The rest of the time we free flow across both classes and outside.
- Packs are coming home with you today to tell you which class your child will be in.



Who's who in St Oswald's EYFS



Mrs Bland



Mrs Dunne



• Mrs Cooke



Miss Slater



Mrs Paley



Mrs Nelson



Mrs Lyons

- We have 3 teachers and 2 full-time TA's
- Between us we have lots of experience, particularly in EYFS.

School Uniform





- White or blue polo shirt
- Jumper
- Grey trousers, shorts, skirts, dresses.
- In summer - shorts, summer dresses etc...
- Please make sure your child wears sensible black school shoes (not trainers) that are easy to put on and fasten.
- We work outside all year round so please send coats EVERY DAY
- Keep PE kit in school in case the timetable changes
- A pair of wellies to stay in school if at all possible (we do have a stock of spares)
- Please name all of your child's clothing either with a permanent pen or by purchasing named tapes.



Snack

- Children have access to water throughout the day and we encourage them to drink regularly.
- Please ensure bottles are labelled clearly.
- The children are offered a healthy snack during the morning session (this is provided by the school fruit and vegetable scheme).
- Children are entitled to a daily drink of milk up until their fifth birthday, this is provided by school. If you want them to have milk after that, you can choose to pay for it using the milk scheme.





Learning Through Play

Why play? Play underpins all development and learning for young children.

Early Years Foundation Stage Curriculum



- Activities in Reception are carefully planned and organised in order to provide a range of learning experiences.

- We learn through play.

- We use Evidence Me and Floor Books to record the activities your child participates in and undertakes, as well as their progress in specific skills.

- Planning for each week and term is carried out using a topic-based approach, following the children's interests and responding to specific events.



- There are 7 Areas of Learning in the Early Years Foundation Stage (EYFS), which activities are planned around:

- Personal, Social and Emotional Development

- **Physical Development**

- Communication and Language

- Literacy

- Mathematics

- Understanding the World

- Expressive Arts and Design

- Throughout the EYFS, children will be working towards the Early Learning Goals. These describe the level of attainment expected at the end of your child's reception year in school.

Some Key Changes to EYFS this year

- Reduced the amount of unneeded written recordings and assessment of children by staff.
- There is more of an emphasis on the importance of developing communication and language skills (the basis for all learning – building up vocabulary)
- There is a focus on how reading stories is important to help children develop in all of Areas of Learning.
- There is a focus on encouraging healthy choices overall and an understanding of oral health.

Literacy and Phonics

Phonics teaching is moving to the Little Wandle Letters and Sounds scheme in September.




Phonics is a way of teaching children how to read and write. It helps children hear, identify and use different sounds that distinguish one word from another in the English language.

Written language can be compared to a code, so knowing the sounds of individual letters and how those letters sound when they're combined will help children decode words as they read.

Understanding phonics will also help children know which letters to use when they are writing words.

were teaching
every child to
read with



A complete SSP validated by
the Department for Education

Reading

- Your child will be given a reading book as we begin our phonics programme. The book will be taken home each week to be practised at home.
- Keywords will also come home to practise
- Your child needs to be reading regularly at home.
- Storytime is vital. It builds self-esteem, concentration, vocabulary, feeds imagination and even improves their sleeping patterns.
- We will be going to the library each week to choose a story that you can read at home.



Maths Mastery

Develop a deep knowledge of numbers to ten

Dive deep into each number – understand the oneness of one – count

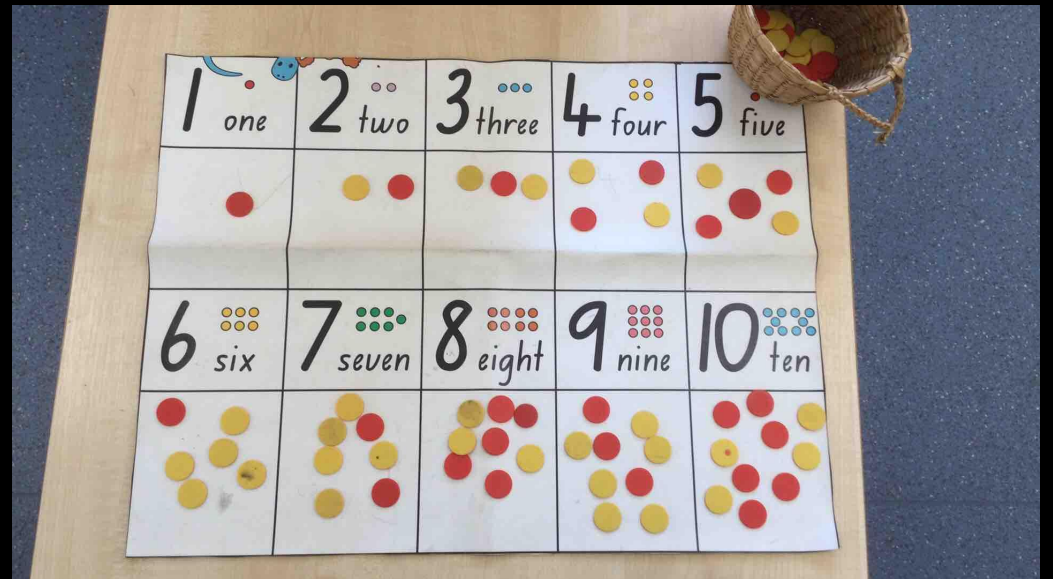

Use language associated with numbers – once, first

Represent numbers in different ways

Understand how numbers are composed

Subitise

See patterns in numbers



Our daily routine

We come straight in at our classroom gate/door in the morning. Children come in independently.

We have short carpet times in the morning linked to phonics and maths (more information on this will come in September)

We go to the library once a week.

Lunchtime – we go to the hall and can have a school dinner (these are provided for all children in EYFS and KS1) or you can provide a pack lunch (no nuts please).

Afternoon – we do PE, Wild Area sessions, topic work or literacy.

Times to remember 8.40 – 8.50 drop off and 3.05 pick up!



School Preparation - Top 10 tips



Can I take my shoes off and put them on again independently?



Can I use the toilet by myself, flush the toilet, then wash and dry my hands?



Can I use the zip on my school coat?



Can I listen to my adult read me a bedtime story?




Can I recognise my name?



Can I use my words to share toys?



Can I use my fork to eat food independently?



Can I communicate in sentences?



Can I walk to school?



Can I go nap-free in the day time?

What do I need to do as a carer?

- A fully labelled uniform (including shoes!)
 - A named water bottle
 - A named book bag
 - A suitable coat (named)
 - PE Kit – (all named)
 - Spare wellies to keep at school
 - Complete any forms in the booklet that are needed
-
- Enjoy the summer with them, talk to them and prepare them for school. Interaction is key! Preparation is vital, explain to them what is going to happen and that you will be back to collect them. There may be tears on the first day but we are experts in coaxing and settling the children so please don't worry 😊



Transition morning ...

Wednesday 6th July 1 hour session to
come and see the classrooms

Staggered Start...

From Wednesday 7th to Friday 9th
September

All children will start full time on
Monday 13th September



Any Questions...