



# WELCOME TO Y1/2



## The World and I Autumn 1

*Learning for all, caring for each other, preparing for the future.*  
*'Let us encourage one another' Hebrews 10.25*

# In Y1 English




sad  
upset  
scared  
shocked  
worried  
brave

How do you think she felt when she arrived in Crimea?

We also looked at Florence Nightingale and wrote a diary entry of what she would have seen at the hospitals in the Crimean War.

## Florence Nightingale Senses


hear	see
bang!	rats
screaming	mouldy food
rats	bats
explosions	dark
very loud	blood
	dirt
	injured men
feel	smell
warm lamp	disgusting smells
cold	smoke
dirty bed sheets	The soldier's smelly feet
	horrible food



We have looked at the Colour Monster and labelled what makes us feel different emotions.



We have looked at the Funnybones story and learnt how to use adjectives in our writing.





## Y2 English






We have looked at the Colour Monster and labelled what makes us feel different emotions.




We have looked at the Funnybones story and wrote our own version of The Ghost Train.







We also looked at Florence Nightingale and wrote a diary entry of what she would have seen at the hospitals in the Crimean War.





In Y1 Maths, we have been focusing on place value within 10. We started the term by exploring how to organise objects in different ways and how we can represent numbers using objects and pictures. We then moved onto finding one more and one less than a number and using the greater than, less than and equal to symbols to compare numbers. Finally, we have learnt to order amounts of objects and numbers from least to greatest and greatest to least.





In Y2 Maths, we have been focusing on place value. We have learnt to estimate numbers on a number line, partition 2 digit numbers in different ways, compare numbers and objects and count in 2s, 5s 10s and 3s.



**Section 1**

I would like to see a lot of things.

**Section 2**

I would like to see a lot of things.

**Section 3**

I would like to see a lot of things.

[illegible]

We also learnt about the importance of eating a balanced diet, exercising and our hygiene.

Three clear plastic bags are shown, each containing pink beads. The first bag on the left is labeled 'Unwashed hands' and 'touching screen'. The middle bag is labeled 'Controlled variable'. The third bag on the right is labeled 'Washed hands'.

A photograph showing two children lying on their stomachs on a green mat. The mat is decorated with several colorful star stickers (blue, yellow, and green). The child on the left is wearing a dark shirt and grey overalls, while the child on the right is wearing a white shirt and dark pants. They appear to be participating in a sensory or motor activity.

We looked at ways in which Christians care for the world around them.



We explored the Christian creation story!

Harvest festival!



We learnt about how Christians give thanks to God through Harvest Festival

In R.E this half term we have explored the question:  
How do Christians believe the world was created?



In music we looked at how we can make music using our bodies. We then thought about our emotions and how different instruments, tempos and pitches can represent them. Finally we learnt a skeleton song!



Listen to this song for 30 seconds:  
How does it make you feel?



On your tables there are some  
instruments and emotion cards.



Pick a card then pick an instrument and  
think about how you would play that  
instrument to show that emotion.





In RHE, we have been learning about the ingredients needed to be a good friend and what a good friendship should look like. We have made friendship flowers and written a recipe for a good friendship.


### Recipe for a happy friendship

What ingredients will you need?

- A teaspoon of kindness
- A cup full of love
- A sprinkle of respect
- A bowl of compassion
- A tablespoon of sharing
- A dusting of happiness and laughter.

What equipment will you need?




- Kind hands and feet
- Big smile
- Listening ears
- Kind words






We have also discussed personal boundaries and things that may make us worried and ways in which to share our worries with the people we trust.

# In history, we have been learning about changes in living memory and at significant individuals.

We've learnt about Florence Nightingale and Mary Seacole and the changes they brought to hospitals.



## Why Is Florence Nightingale Remembered?

-  She changed the way that hospitals looked after their patients.
-  She changed the way that people thought about nurses.
-  She changed the way that people thought about women.



Conditions before Florence arrived		The changes Florence made	
 dirty hospital	 smelly	 clean hospital	 nurses washed their hands regularly
 poor food	 some soldiers had to sleep on the floor	 all soldiers had a bed	 good food

We thought about why it is important that we learn about them and the impact they have had.




We also looked at how hospitals have changed and are now much cleaner. We had a special nurse visitor, Katie, who explained to us how hospitals help us.



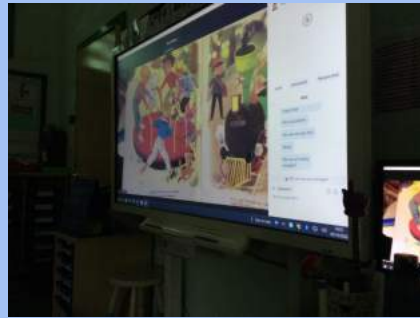
# In history, we also looked at changes within living memory through the history of toys.



We've looked at toys over the past 100 years, how we know about them and how and why they have changed over time.




We really enjoyed playing games and with toys that were popular a long time ago!



We had some special visitors come in and teach us all about the toys that they had and played with in the past! It was very interesting!

In DT this half term, we have designed and made paper toys. We thought about what makes a toy enjoyable and then created our own.



My toy had bright colours.








 But first we need to design our kebabs!







You need to think carefully about what fruit you will use!


Will it be colourful?  
Will it be tasty?  
Will people want to try it?

**Design**  
Using the criteria discussed, design your very own fruit kebabs. Think about how it will encourage people to eat fruit.

**Design**  
Using the criteria discussed, design your very own fruit kebabs. Think about how it will encourage people to eat fruit.



 Apple	 Raspberry
 Banana	 Pineapple
 Orange	 Strawberry




We also learnt about what it means to be healthy and how to look after our bodies. We designed and made our very own fruit kebabs. They were delicious!



We designed our own posters.

A person I trust is \_\_\_\_\_ because....



In computing, we have been exploring who we can trust and how to stay safe online by not sharing personal information.



THANK YOU FOR READING ABOUT  
OUR LEARNING IN KS1.

*Learning for all, caring for each other, preparing for the future.*  
*'Let us encourage one another' Hebrews 10.25*