

Look at what we've been learning Summer 1 EYFS



Communication and language

We have been learning new vocabulary every week as part of our Drawing Club sessions. We are using this vocabulary every day to talk about the stories and events in detail.



We have enjoyed our Year 6 buddies and their teachers coming to visit every week to read stories with us.



The Wild Area sessions and activities encourage us to talk about events and experiences, organising our thinking and work out problems.





Physical Development



We have been developing our small motor skills so that we can use a range of tools competently, safely and confidently



We are confident to safely use a range of large and small apparatus indoors and outside.





Personal, Social and Emotional Development



We are gaining confidence with our stage area now and have heard lots of amazing songs being sung here!



Lot's of fantastic Oswald Awards this term :)





We have been planting a lot this term and understand we need to use our patience to wait for everything to start growing!











Literacy



We use Drawing Club for our Literacy in the Spring and Summer terms.



Drawing Club has been brilliant this term. We have used the books below to really develop our drawing skills and we are getting really confident with our sentence writing.

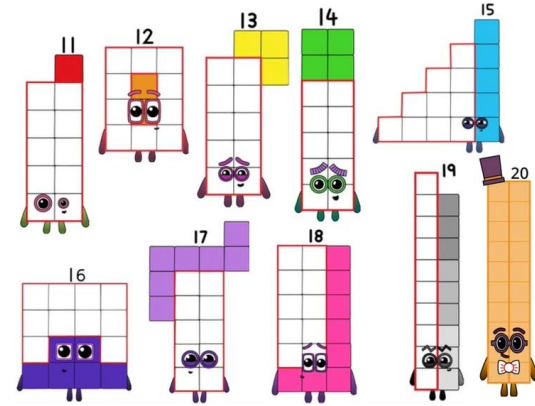





Maths



We love learning with Numberblocks and we have been very lucky to have some made for us!



In maths this half term we have been learning about numbers beyond 10. We have been adding more and taking away.






Understanding the World



Look at my Summer stick!




Lots of learning about minibeasts this term.



We planted our own sunflowers and beans. We are watching carefully as we know the roots will grow first, then the stem, the leaves and then the bud.






We have been hatching butterflies.

02/

Life Cycle of a Butterfly

- Can you order the life cycle stages of a butterfly?
- Draw each stage in the correct order in the life cycle using the pictures on the bottom of the page to help you, or cut and stick the pictures.
- Then, label each stage by writing a word from the word bank.





Expressive Arts and Design

We have been using printing skills this term.



We have been printing Oliver's Vegetables and creating beanstalks for Jack to climb!



We used sunflowers as our stimulus and had a go at drawing, painting, printing and making some in the creative area and outside on the easel.



Sports Day



Coronation of Charles III and Camilla

