






# St Oswald's CE Primary School

## Art Curriculum Overview






Cycle A	EYFS	Y1/2	Y3/4	Y5/6
Autumn 1	<i>Ongoing throughout year:      Exploring and developing ideas      Evaluating and developing work      Breadth of study</i>			
Golden Thread: Drawing	<p><b><u>All About ME</u></b></p> <p>Drawing skills: Portraits</p> <p>Continuous provision linked to the theme of 'myself' 'the seasons Autumn and Winter'.</p> <p>Artist: various linked to portraits - Yayoi Kusama, Frida Kahlo, Bridget Riley, Keith Haring, Henri Matisse, Andy Warhol, Pablo Picasso</p>	<p><b><u>London's Burning</u></b></p> <p>Drawing skills: Line and colour</p> <p>Houses</p> <p>Artists: Peter Donnelly- tudor houses/ Lowry- sketches of houses</p>	<p><b><u>All Roads Lead To Rome</u></b></p> <p>Drawing skills: Observational Buildings</p> <p>Artist: Roman Artists (Roman Architecture)</p>	<p><b><u>Where It All Began (stone age)</u></b></p> <p>Drawing skills:</p> <p>Artist: Stone Age people</p>
Final Piece  Expectation of skills progression	<p>- portraits to begin the portrait book for whole school</p>  <p>Portrait Project.</p>	<p>Pudding Lane Sketching/Drawing</p> 	<p>Chalk and Pencil Drawings (Columns - standing and ruins)</p>	<p>Stone Age Story Drawings</p> 
Cycle A	EYFS	Y1/2	Y3/4	Y5/6



# St Oswald's CE Primary School

## Art Curriculum Overview






Autumn 2	<i>Ongoing throughout year:</i> <b>Exploring and developing ideas</b> <b>Evaluating and developing work</b> <b>Breadth of study</b>			
<p>Golden Thread: Painting</p>	<p><b><u>Celebrations</u></b></p> <p><b>Painting and sculpture</b></p> <p>Sculpture - linked to Diwali. Hand building with clay using 'pinch and push' method to make a diva lamp.</p> <p>Painting - linked to the artist Yayoi Kusama. Inspired by her use of dots and circles add to the decorations on our diva pot.</p> <p><b>Artist:</b> Yayoi Kusama</p>	<p><b><u>London's Burning</u></b></p> <p><b>Painting</b></p> <p><b>Artist:</b> <a href="#">Jan Griffier the Elder</a></p>	<p><b>Painting</b></p> <p><b>Artist:</b> Auguste Edouart (Silhouettes)</p>	<p><b><u>Where It All Began (space)</u></b></p> <p><b>Painting</b></p> <p><b>Artist:</b> Vincent Van Gough</p>
<p>Final Piece</p> <p>Expectation of skills progression</p>	<p><b>Painting -adding dots/circles linked to artist to decorate diva lamp</b></p> <p><b>Sculpture - clay diva lamp</b></p> 	<p><b>Great Fire of London Painting</b></p> 	<p><b>Graduated tone background with silhouette of a tree in foreground</b></p>	<p><b>Solar System Painting</b></p> 
<p><b>Cycle A</b></p>	<p><b>EYFS</b></p>	<p><b>Y1/2</b></p>	<p><b>Y3/4</b></p>	<p><b>Y5/6</b></p>
Spring 1	<i>Ongoing throughout year:</i> <b>Exploring and developing ideas</b> <b>Evaluating and developing work</b> <b>Breadth of study</b>			



# St Oswald's CE Primary School Art Curriculum Overview








<p>Spring 1</p> <p>Golden Thread: <b>Printing</b></p>	<p><b><u>Ticket to Ride</u></b></p> <p>Printing - progression to include natural printing and linked to artist Jackson Pollack, blossom tree and firework printing linked to Chinese New Year</p> <p>Sculpture - ice</p> <p>Linked to wild area plans</p>	<p><b><u>All Creatures Great and Small</u></b></p> <p>Printing with styrofoam</p> <p>Artist: Andy Warhol</p>	<p><b><u>Rainforests</u></b></p> <p>Printing - Rainforest scene</p> <p>Artist: Oenone Hammersley</p>	<p><b><u>Extreme Earth</u></b></p> <p>Printing</p> <p>Artist: Gerard Hobson?</p>
<p>Final Piece</p> <p>Expectation of skills progression</p>		<p>Ocean Animals Pop Art</p> 	<p>Multimedia piece (printed background - <i>leaves, flowers</i> + animal foreground - <i>cut out</i>)</p>	<p>Nature art (layers printing)</p> <p>Wildfires</p> 
<p>Cycle A</p>	<p>EYFS</p>	<p>Y1/2</p>	<p>Y3/4</p>	<p>Y5/6</p>
<p>Spring 2</p>	<p>Ongoing throughout year:      <i>Exploring and developing ideas</i>      <i>Evaluating and developing work</i>      <i>Breadth of study</i></p>			
<p>Spring 2</p> <p>Golden Thread: <b>Collage</b></p>	<p><b><u>Amazing Animals</u></b></p> <p>Textiles/collage - create</p>	<p><b><u>All Creatures Great and Small</u></b></p> <p>Textiles/collage</p> <p>Artist: David Hockney</p>	<p>Textiles/collage</p> <p>Artist: Claude Monet (Leaf)</p> <p>Georgia Famous</p> <p>Artist O'Keefe leaves</p>	<p><b><u>Walk Like An Egyptian</u></b></p> <p>Textiles/collage</p> <p>Artist: Jesse Treece</p>



# St Oswald's CE Primary School Art Curriculum Overview





	<b>collage animals</b>  <b>Artist: Rousseau - inspired jungle craft</b>			
Final Piece  Expectation of skills progression	<b>Animal collage</b> 	<b>Under The Sea collage or Beach Collage</b> 	<b>Collage - use black and white picture and create collage over the top.</b>	<b>Egyptian portrait collage</b> 
<b>Cycle A</b>	<b>EYFS</b>	<b>Y1/2</b>	<b>Y3/4</b>	<b>Y5/6</b>
<b>Summer 1</b>	<i>Ongoing throughout year:      <b>Exploring and developing ideas</b>      <b>Evaluating and developing work</b>      <b>Breadth of study</b></i>			
Summer 1  Golden Thread: <b>3D Form</b>	<b>Come Outside</b>  <b>3 D form</b>  <b>Artist: Vincent Van Gogh</b>	<u><b>Meerkat Mail</b></u>  <b>3 D form</b>  <b>Artist: Pablo Picasso</b>	<u><b>Totally Transformed</b></u>  <b>3 D form</b>  <b>Artist: Shilpa Mitha</b>	<u><b>Greece Is The Word</b></u>  <b>3 D form</b>  <b>Artist: Gaudi</b>
Final Piece  Expectation of skills progression	<b>Flowers</b>   <b>Slab tile sunflower</b>	<u><b>African Mask</b></u>  <b>Masks/Clay sculptures</b> 	<b>Clay Food</b>  <b>Peach (James and the giant ...)</b>	<b>Greek Sculpture</b>  <b>(Also Mosaics)</b>



# St Oswald's CE Primary School

## Art Curriculum Overview





Cycle A	EYFS	Y1/2	Y3/4	Y5/6
<b>Summer 2</b>	<i>Ongoing throughout year:    Exploring and developing ideas    Evaluating and developing work    Breadth of study</i>			
Summer 2  Golden Thread: <b>Amazing Artists</b>	<b>Seaside</b> Match thick and thin brushes according to purpose.  Texture in paintings -add different things to it e.g. sand, sawdust, wood shavings etc  Artist: T S Lowry - The Pavilion and Yachts	<u>Meerkat Mail</u>  Catch up: Famous Artist  Artist: Edward Tingtinga	Catch up - Famous Artist  Artist study Barbara Hepworth, Henri Moore.  Sculptures compare and contrast	<u>Our Digital World</u>  Catch up - Famous Artist  Artist Study
Final Piece  Expectation of skills progression	  Self portrait		Portraits	Portraits



## St Oswald's CE Primary School Art Curriculum Overview




Cycle B	Y1/2	Y3/4	Y5/6
Autumn 1	<i>Ongoing throughout year:    Exploring and developing ideas    Evaluating and developing work    Breadth of study</i>		
Golden Thread: Drawing	<u>The World and I</u>  <b>Drawing</b>  <b>Artist: Romero Britto</b>	<u>Here come the Vikings</u>  <b>Drawing</b>  <b>Artist: Jonas Lao Markussen</b>  <b>Broa Style/lines</b>	<u>Building Britain: 1837 - 1945</u>  <b>Drawing</b>  <b>Artist: William Morris</b>
Final Piece  Expectation of skills progression	<b>Self portraits</b>  	<b>Design a shield</b>	<b>Digital wallpaper inspired by William Morris</b>  
Cycle B	Y1/2	Y3/4	Y5/6
Autumn 2	<i>Ongoing throughout year:    Exploring and developing ideas    Evaluating and developing work    Breadth of study</i>		



## St Oswald's CE Primary School Art Curriculum Overview







Golden Thread: <b>Painting</b>	<b><u>The World and I</u></b>  Painting  Artist: Ted Harrison	Painting  Viking longboats, copied drawing from previous term and painted them  Artist: themselves/various	<b><u>Adding to last terms focus digital wallpaper.</u></b>  Using painting techniques create wallpaper
Final Piece  Expectation of skills progression	<b>Polar Regions- background</b>  		<b>Poppies - Flanders Field</b>  Link to Remembrance Day using skill base from this term.
<b>Cycle B</b>	Y1/2	Y3/4	Y5/6
<b>Spring 1</b>	<i>Ongoing throughout year:      <b>Exploring and developing ideas   Evaluating and developing work   Breadth of study</b></i>		
Golden Thread: <b>Printing</b>	<b><u>Explorers</u></b>  Printing  Artist: Ernst Haeckel	<b><u>Let's Go Eco</u></b>  Printing  <a href="https://www.youtube.com/watch?v=AwnaAFMcjCs">https://www.youtube.com/watch?v=AwnaAFMcjCs</a>  using recycled objects - egg cartons, bubble wrap etc  Artist: Brad Fairne  York Printmakers	<b><u>Chocolate</u></b>  Printing  Artist: a range e.g. Andy Warhole.  Research wallpapers, planning, designing printing blocks, mono and colour



# St Oswald's CE Primary School

## Art Curriculum Overview





<p>Final Piece</p> <p>Expectation of skills progression</p>	<p><b>Children to create own using styrofoam</b></p> <p>Black background and white prints</p> 	<p><b>Printed animal skins, cut out to shape of animal, stick on with printed foliage</b></p>	
<p><b>Cycle B</b></p>	<p>Y1/2</p>	<p>Y3/4</p>	<p>Y5/6</p>
<p><b>Spring 2</b></p>	<p><i>Ongoing throughout year: Exploring and developing ideas Evaluating and developing work Breadth of study</i></p>		
<p><b>Golden Thread:</b> <b>Collage</b></p>	<p><b><u>Explorers</u></b></p> <p><b>Textiles/collage</b> <b>Artist: Vincent Van Gough- Starry Night</b></p>	<p><b>Textiles/collage</b> <b>Artist: Ben Giles</b></p>	<p><b>Textiles/collage</b> <b>Artist: Animal in Nature</b></p>
<p>Final Piece</p> <p>Expectation of skills progression</p>	<p><b>Swirly background sky and collage the planets</b></p> 	<p><b>Collage of themselves using ripped up coloured pages from magazines</b></p>	
<p><b>Cycle B</b></p>	<p>Y1/2</p>	<p>Y3/4</p>	<p>Y5/6</p>
<p><b>Summer 1</b></p>	<p><i>Ongoing throughout year: Exploring and developing ideas Evaluating and developing work Breadth of study</i></p>		





## St Oswald's CE Primary School Art Curriculum Overview





Golden Thread: <b>3D Form</b>	<p style="text-align: center;"><u><b>The Secret Garden</b></u></p> <p>3 D form Artist: Monet</p>	<p style="text-align: center;"><u><b>Incredible Journeys</b></u></p> <p>3 D form Plasticine people <a href="https://hiphomeschoolmoms.com/fall-3d-paper-art/">https://hiphomeschoolmoms.com/fall-3d-paper-art/</a> Artist: Lucy Corrina</p>	<p>3 D form Artist:  Owls</p>
<p style="text-align: center;">Final Piece</p> <p style="text-align: center;">Expectation of skills progression</p>	<p>Waterlily clay sculptures</p> 	<p>3d shoe box model of Nepalese journey to school</p>	
<b>Cycle B</b>	Y1/2	Y3/4	Y5/6
<b>Summer 2</b>	<i>Ongoing throughout year:    <b>Exploring and developing ideas</b>    <b>Evaluating and developing work</b>    <b>Breadth of study</b></i>		
Summer 2 Golden Thread: <b>Amazing Artists</b>	<p style="text-align: center;"><u><b>The Secret Garden</b></u></p> <p style="text-align: center;">Live drawing of flowers</p>  <p style="text-align: center;"><b>Abstract Garden Of Happiness by Ana Maria Edulescu</b></p>	<p>Catch up</p>	<p>Catch up</p>



# St Oswald's CE Primary School Art Curriculum Overview



	 		
Final Piece Expectation of skills progression			