


# All Roads Lead to Rome

Y3/4 Autumn Term / 2023



# We began our journey by learning all things Roman in our Stunning Start Day.



With Miss Hunt, we learnt about Roman mosaics and how the rich Romans used them in their villas above the underfloor heating. Then we made our own.


With Mr Lloyd, we looked at real Roman artefacts that had been borrowed from Malton Museum.



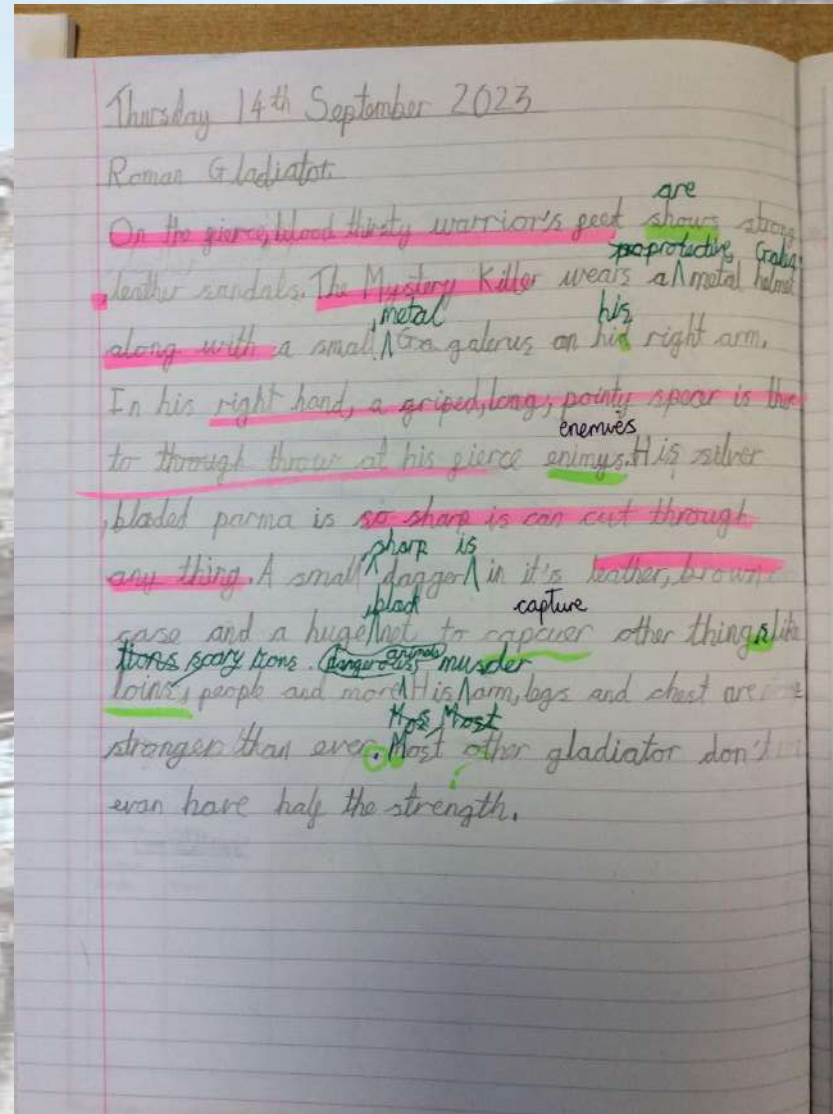
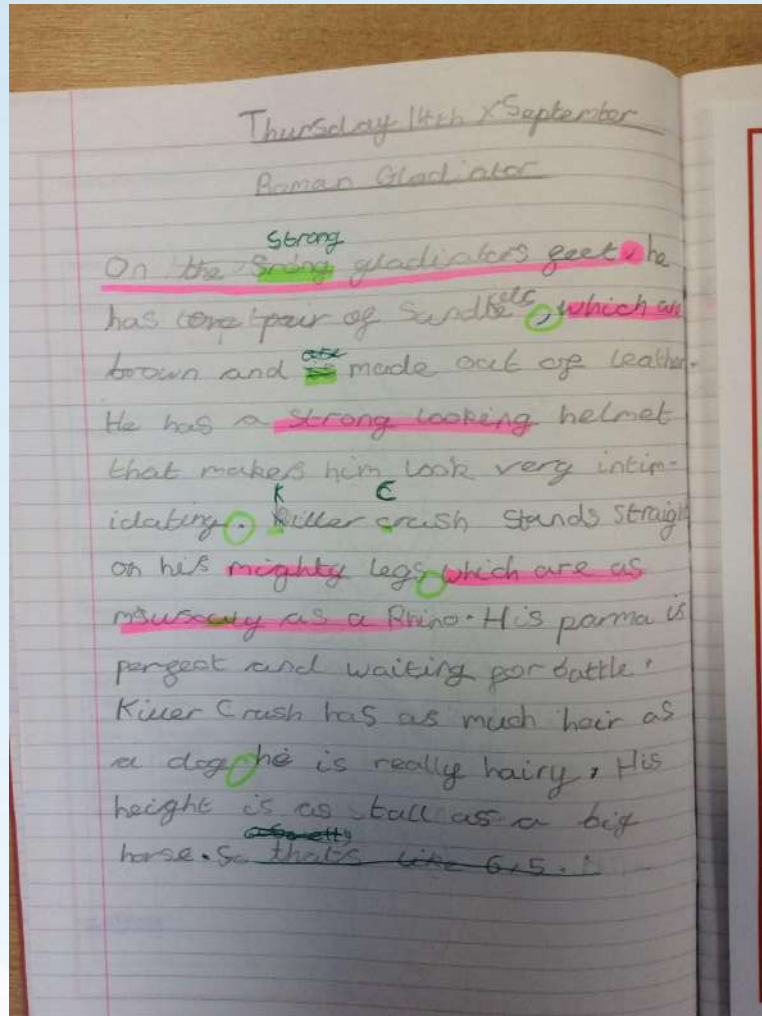
And Mrs Haxby helped us to dress up as Romans! See all our fabulous pictures on the next slide.



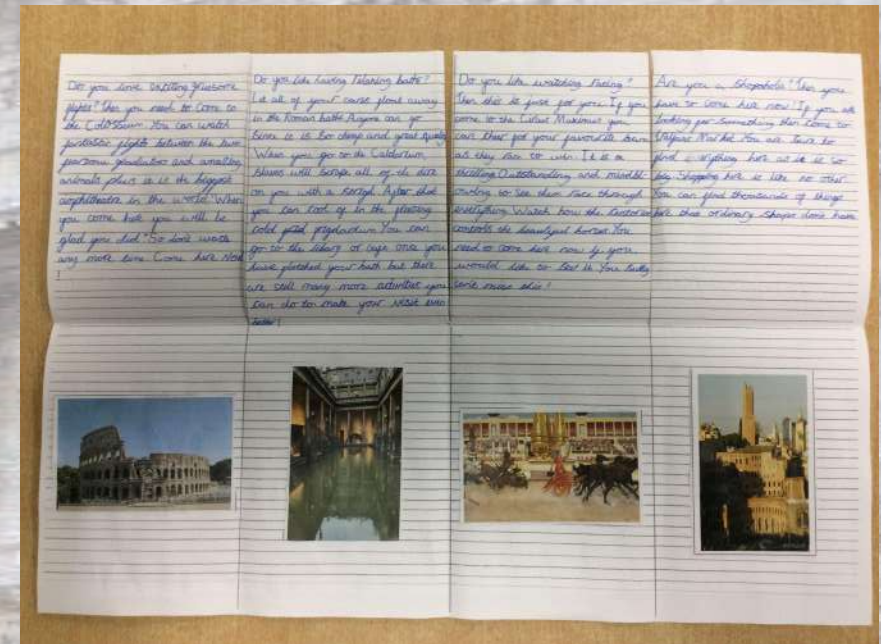

Brilliant  
teamwork!




In English, we wrote a description all about a Roman gladiator! We used lots of adjectives and powerful sentences so that our reader could visualise our fierce warriors!





We then wrote a persuasive text. We made a Visitors Guide to Roman Britain, making the Roman chariot racing, amphitheatres and baths sound like an experience no-one wanted to miss! We then published these, don't they look great!




We had our annual 'Poetry Slam' and performed the poems "Please Mrs Butler" by Allan Ahlberg, "The Morning Rush" by John Foster and "The Sandwich" by Tony Bradman.





In Year 4  
Maths we  
learnt how to  
read and write  
Roman  
Numerals  
and have been  
learning how to  
add and  
subtract 4  
digit numbers.





In Year 3 Maths, we have been learning about the place value of numbers up to 1000. We have represented numbers in lots of different ways and ordered and compared numbers.




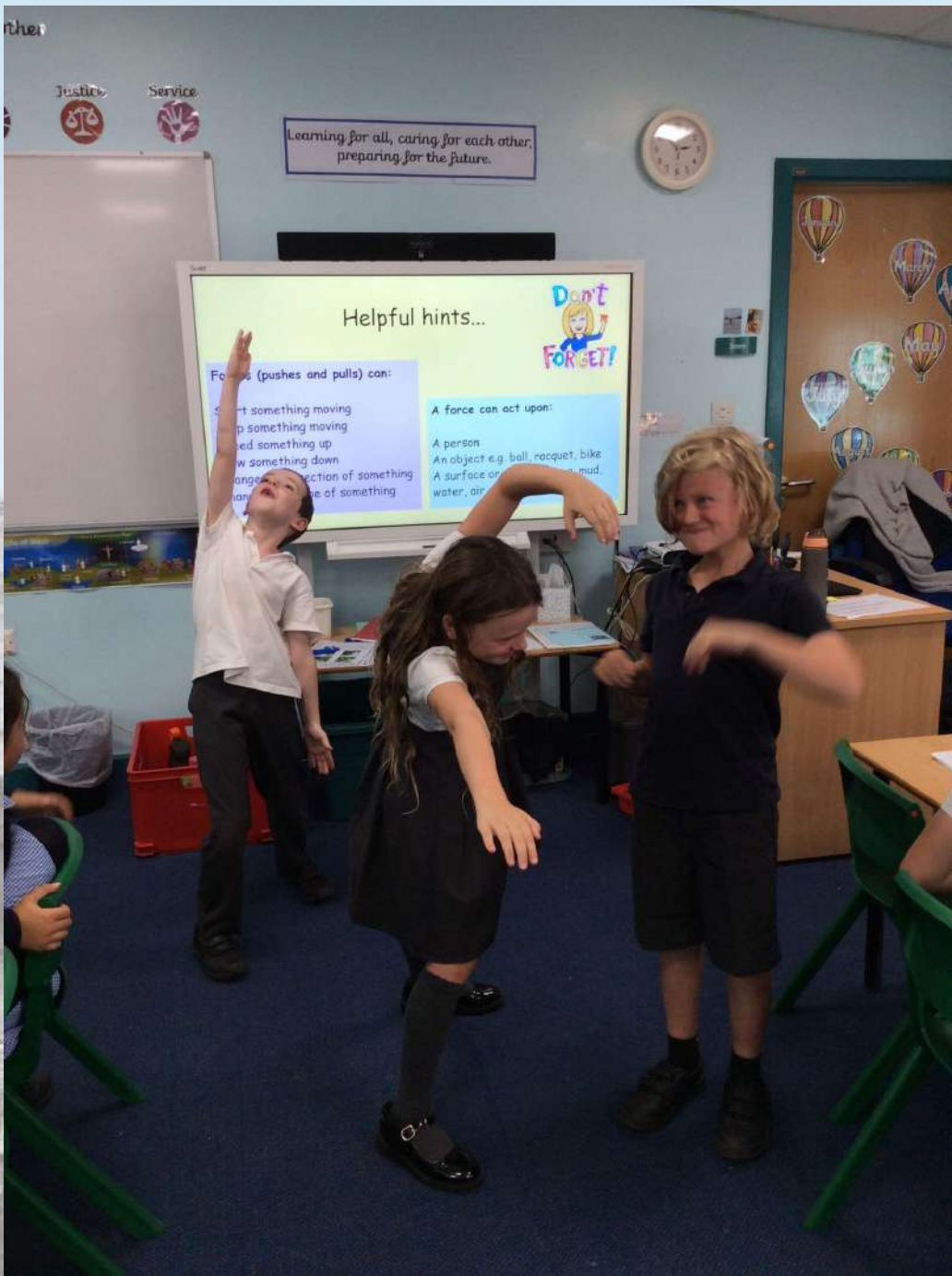


We also practised partitioning 2 and 3 digit numbers to support our place value knowledge.





Our Science topic this half term has been 'Forces and Magnets. We learned that a force is a push or a pull that makes an object move. We experimented with this and explored what we could push and pull around our classroom to create movement. We then acted out different sports which involved pushing and pulling forces.






We investigated which materials created the least friction when sliding a wooden block down a ramp.



After experimenting with magnets and finding out which materials were magnetic, we tested the strength of the magnets by seeing how many paper clips each one could hold.



We predicted which items we thought would be magnetic and sorted these into venn diagrams.



In our History lessons we have loved learning all about the Romans! We had an exciting visit from an Ancient Roman Centurion who taught us all about life in Ancient Rome...







We designed and made our own shields when we learned about Roman battle tactics. We practised these and took on the role of soldiers in the Roman army!




We learned about Roman settlements and compared these with Celtic settlements.



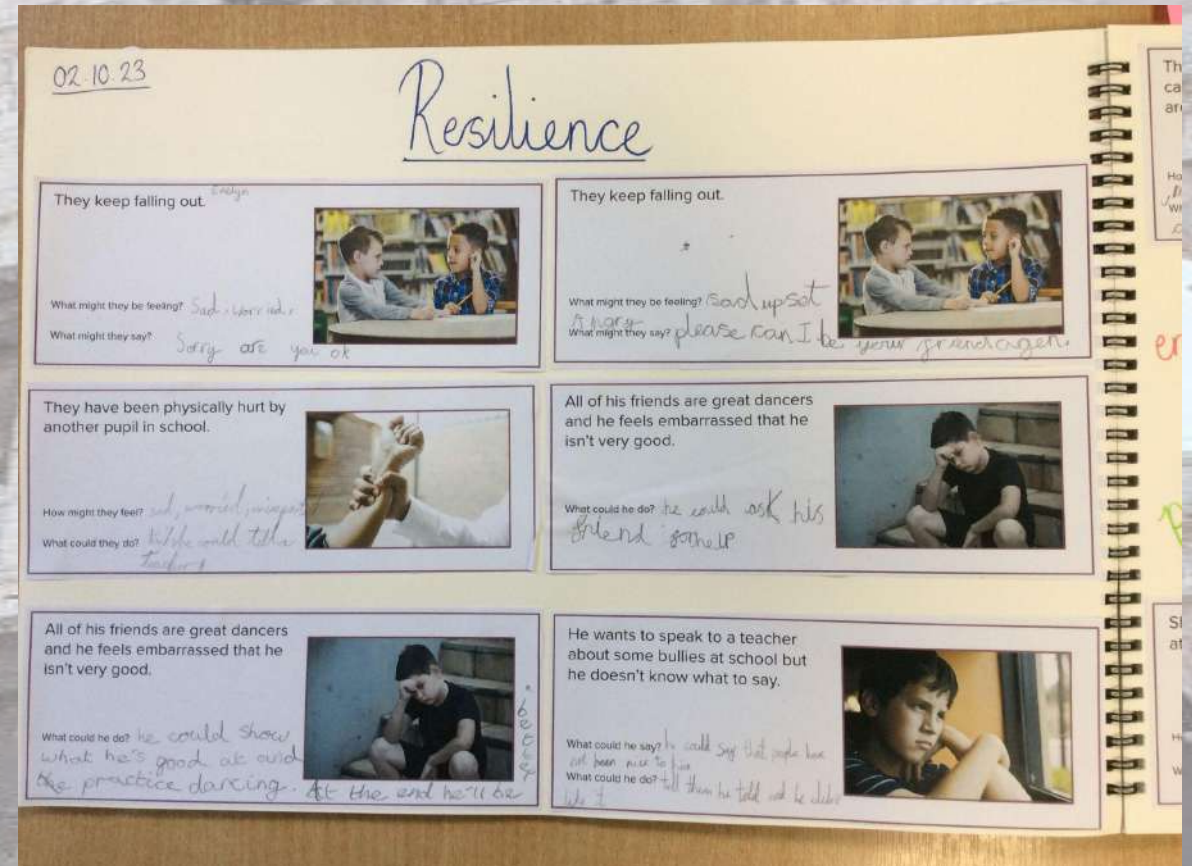

We hosted our Home Learning Gallery where the children showcased their amazing home learning projects. We were so impressed!



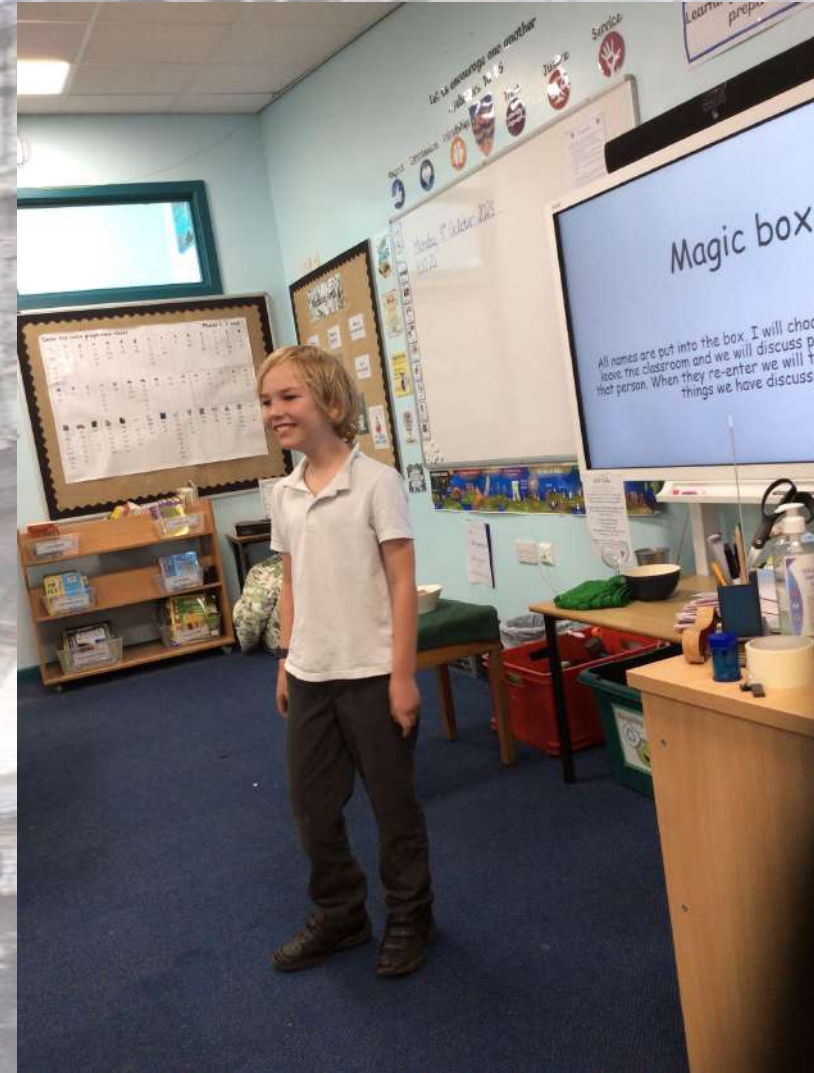



In other areas of the curriculum....

Our Reflection Spaces in our classrooms are being well used and we have been trying our best to live out our school motto of encouraging one another in everything we do. In RHE, we have been learning about 'Healthy and Happy Relationships.' Take a look at our beautiful floorbooks...





We have also been taking part in our 'Magic Box activity'. This is where somebody steps outside and we discuss all of the positive things about that person. They then re-enter the room and we tell them all of the wonderful things about them that we like! Look how happy it made us...



We have been discussing our school values a lot and came up with these freeze frames to show them in action!



In RE, we have been finding out about what it means to be a Christian in Britain today. We thought about the ways in which Christians might show their faith both at home and in church. We acted out a Holy Communion and discussed why this is important to Christians.




We learned how Christians show their beliefs at home and in Church. We also researched our local church, St Oswald's CE Church, to find out more about what the church does to help the local community.


Monday 11<sup>th</sup> September 2023

Christian symbols in the home.

We have been asked to create a book about Christian families. You must explain why each of the items we have discussed today are important and how it might be used by the family. Start with the object you think is most important!




Crucifix  
Christians believe that Jesus sacrificed himself on the cross so sin can go away. 100%



Holy Bible  
The bible tells people about Jesus and God and even miracles.

Monday 25<sup>th</sup> September 2023

How do Christians show their beliefs at Church?



Monday 11<sup>th</sup> September 2023

Christian symbols in the home.

We have been asked to create a book about Christian families. You must explain why each of the items we have discussed today are important and how it might be used by the family. Start with the object you think is most important!

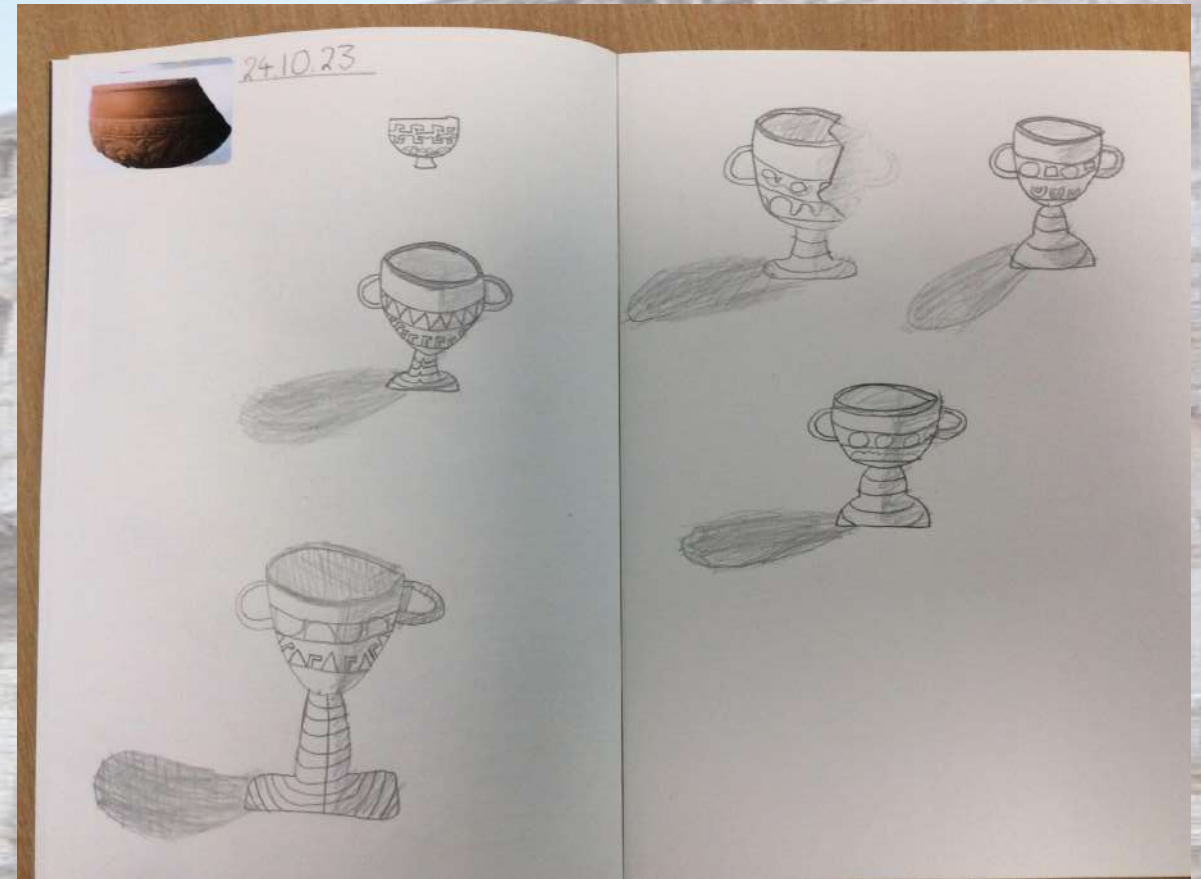

Prayer cards  
Christians use prayer cards to pray to God.

Crucifix  
Christians have a cross in their home because Jesus sacrificed himself to save other people.

Bible  
Christians have read the bible to get closer to God.

A photograph of a child's book showing various Christian symbols and drawings, including a cross and a church scene.

In Art, we have been practising our drawing skills. At the end of our Roman topic, we used these skills to do pencil drawings of Ancient Roman ruins and artefacts.



We made some beautiful poppy artwork for Remembrance day. We used a range of materials, including watercolours, cards and coloured pens.



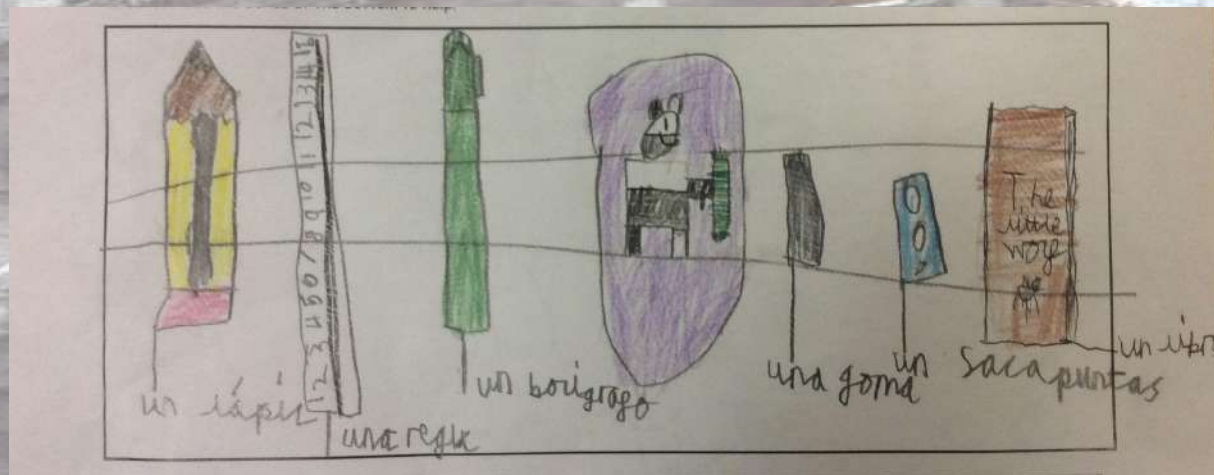
In PE, we have been practising our basketball skills. We have been practising passing and dribbling and learning how to defend in a match.



In Spanish, we have been learning lots of useful classroom language. We made posters to remind us of the imperative verbs that Señora Thompson might use like Look! Sing! Write!



We designed utility belts showing all the equipment we might need to be Spanish superheroes!



And lots, lots more!

