



# All Creatures Great and Small





Y1/2 Spring Term 2 2023-2024


*Learning for all, caring for each other, preparing for the future.*  
*'Let us encourage one another' Hebrews 10.25*



To start our English lessons this half term we looked at the story 'Flotsam'. We investigated flotsam trays and looked at the items closely to decide who they may have belonged to. We then looked at the different settings in the story and used these as a base for creating our own imaginary setting and describing it.




We have also been looking at the story of the 'Storm Whale'. We used the storyline of a child finding an animal washed up on the shore. The child tries to care for it in secret. We had fun making our own characters and animals and worked hard to publish our own versions of the story.



As part of World Poetry Day, some of us in KS1 read and learnt parts of 'Commotion in the Ocean'. We performed to the class and used instruments and sound effects.

# POETRY





Complete the additions.

a)  $3 + 5 = 8$

b)  $13 + 5 = 18$

c)  $15 + 3 = 18$

Complete the part-whole models.

a)  $1 + 7 = 8$

b)  $4 + 3 = 7$

Complete the additions.

a)  $12 + 7 = 19$

b)  $13 + 4 = 17$

$17 + 2 = 19$

$14 + 3 = 17$

$7 + 12 = 19$

$4 + 13 = 17$

$2 + 17 = 19$

$3 + 14 = 17$

Number	Double
1	2
2	4
3	6
4	8
5	10
6	12
7	14
8	16
9	18
10	20

Examples of number line work:

- $19 + 1 = 20$
- $14 + 6 = 20$
- $16 + 4 = 20$
- $17 + 3 = 20$
- $13 + 7 = 20$
- $8 + 12 = 20$
- $5 + 15 = 20$
- $15 + 5 = 20$

We used estimating to place numbers on a number line and found doubles by calculating mentally.

We have added and subtracted numbers on a number line too!

1. Draw an arrow pointing to where 5 is on the number line.

2. Draw an arrow pointing to where 9 is on the number line.

3. Draw an arrow to estimate where 11 belongs on the number line.

4. Draw an arrow to estimate where 15 belongs on the number line.

Examples of ten-frame work:

- $1 + 7 = 8$
- $13 + 4 = 17$
- $2 + 4 = 6$
- $12 + 4 = 16$

Examples of number line work:






- $2 + 5 = 7$
- $4 + 3 = 7$
- $2 + 3 = 5$
- $7 + 3 = 10$
- $5 + 4 = 9$
- $1 + 2 = 3$
- $2 + 8 = 10$

True or False?

Double 4 is 44



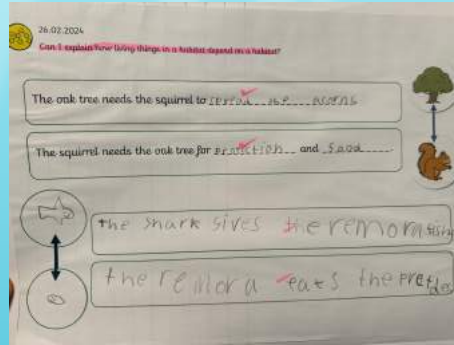
False because double 4 is 8.

In Y1 maths, we have been learning about numbers up to 20. We have compared, ordered and partitioned different numbers to show our understanding of each number's value.



In Y2 maths, we have continued learning about the value of money and how to make £1! We then learnt how to multiply and divide.

In science, we have enjoyed learning about different habitats and how animals are adapted to different habitats.



We then learnt about microhabitats. We learnt this is a small home! We went on a microhabitats and minibeast hunt in the Wild Area to see what we could spot.



In our computing lessons, we have continued to learn how to use pictograms.



An attribute is...  
a way to describe objects.






We can describe and group objects using attributes such as:  
Number of wheels      Number of legs

We collected our own data using a tally chart and then produced the results in a pictogram. We also explored use block diagrams to display data.

#### Creating a tally

Add your chosen colours to the tally chart below. Use the tally chart to record the objects you see.

Colour	Tally	Total
		
		
		
		
Other		



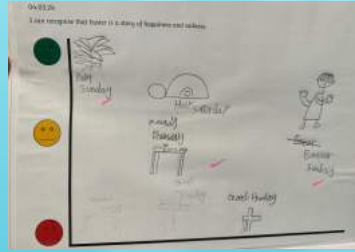
#### Pictograms







This term in our RE lessons, we have been exploring the question 'Why does Easter matter to Christians?'. We enjoyed a visit from YoYo who taught us the Easter story.



We also revisited our prior knowledge of Islam by exploring Ramadan and learning about how Muslims prepare for Eid-al-Fitr.





In PE we have continued to learn about Dodgeball and how to play a game while building on our skills from last term.

We have learnt:  
How to start a game  
What a live ball is  
What a dead ball is  
How to use tactics in order to win.  
We also use our school values of trust and friendship in order to be a fair, honest team player.







In Spanish, we have continued our animals theme, this time learning all about **animales de la selva** - jungle animals!  
We also did lots more work on counting in Spanish.

We showed Señora T that we can even READ Spanish numbers to complete this cutting and sticking task!

We learnt a song which practised numbers and animals and then made our own version!



Look at Arthur's amazing picture with SPANISH LABELS!

Everyone loved being part of the snake in the **Soy una serpiente** (I am a snake) song!



We also really enjoyed our skipping workshop with Dave from Skip2bfit!



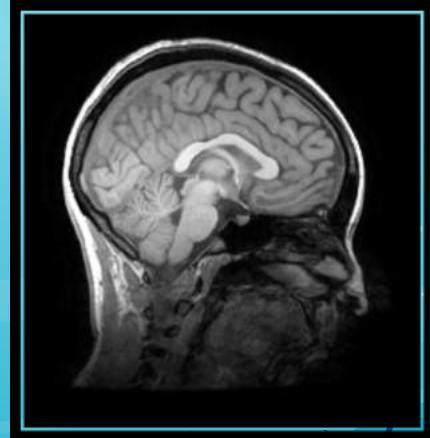
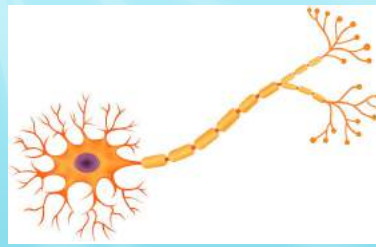

**SKIP<sup>2</sup>BFIT**



In art, we have been looking at Megan Coyle's collage artwork. She inspired us to create our own under the sea collage pieces. The children ripped, cut and folded paper to create their final pieces.








As part of British Science Week, we took part in lots of exciting activities. We had visitors teaching us all about the brain and the different parts 🧠🔬! We saw how an MRI scan works and created our own neurons.

We had a wonderful time celebrating World Book Day! We loved dressing up as our favourite characters. We entered a national book token competition where we had to design a voucher based on the theme 'read your way' and listened to stories written by Y5/6.





Thank you for  
reading about our  
learning in Y1/2.



*Learning for all, caring for each other, preparing for the future.*  
*'Let us encourage one another' Hebrews 10.25*

