



WELCOME TO Y1/2

The Secret Garden

SUMMER 1

Learning for all, caring for each other, preparing for the future.
'Let us encourage one another' Hebrews 10.25





English

We have been reading the story "The Enormous Turnip"



We were hooked into learning by planting our very own vegetables. We watered them over the following weeks to watch them grow!



The farmer was scared and in shock. He wanted to pull it and eat it. He pulled and pulled. He could not get it out!

The animal is brown and orange. It has a back and a tail. It is big and a strong strong.



Callot orange green hard long enormous leaves

The callot is orange and green. It has long roots and green leaves. It is strong and hard to move.



See could not wait to show his family his little carrot. They could not believe their small eyes. It's brown and hard but it would not come out of the brown ground! The confused boy decided to ask his strong, powerful family and friends for help. The boy called for his mighty policeman. "Can you help me have this massive orange carrot out of the ground?" They pulled and heaved but it would not budge. They yelled for his husband and father. They wanted the little but it was still rooted in the ground.

Felix could not wait to show his family his little carrot. They could not believe their small eyes. It's brown and hard but it would not come out of the brown ground! The confused boy decided to ask his strong, powerful family and friends for help. The boy called for his mighty policeman. "Can you help me have this massive orange carrot out of the ground?" They pulled and heaved but the massive carrot would not move. Felix yelled for his puffy strong farmer and together they yanked the vast carrot but it was still rooted in the ground.

In Year 1, we retold the story in our own words. In Year 2, we rewrote our own versions with different vegetables and characters.


Y1 Maths

The children really loved learning about different measures. We measured the length and height of objects in blocks and centimetres. For mass we used blocks to compare the mass of objects.



In number work, we have been estimating where numbers are on a number line. We have also practised making equal groups in different ways and looked at arrays to make counting easier. We have learnt how to find a half of shapes/objects and of a quantity.

Y2 Maths



What do the big hands and the small hands mean on a clock?

Minute hand



Hour hand

In Y2 maths, we continued to learn about fractions of amounts. We then learnt to tell the time to the nearest 5 minutes.










Science

We have really enjoyed learning about different wild and garden plants. We also learnt about the different parts of a plant.

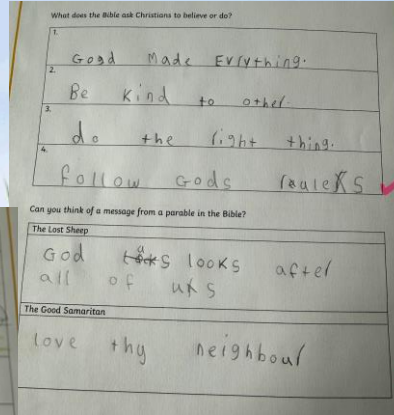


Look carefully for these wild plants. Each time you see one, mark a line on the tally chart.

Wild Plant	Tally	Number
Dandelion		
Daisy		
Buttercup		
Clover		
Nettle		



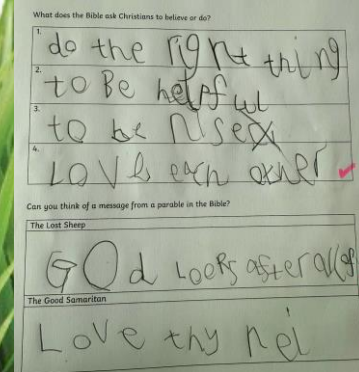
RE



We studied stories from the Bible, the Torah and Qur'an and considered their messages.





In RE, we have been learning about different sacred books in different religions. We retold stories and parables from different sacred books and appreciated the importance of each book to each religion.



Geography

We have been spotting features on aerial photographs and aerial plans. We have learning about the difference between Human and Physical features and went on a walk around school to see how many features we could find.



We then studied different aerial plans of parks, gardens and schools. In a group, we drew our own aerial plan of the classroom. Then, we had a go at drawing our own. We made sure we included different human and physical features.

Stunning Start

To launch our new topic all about plants, we went on a local area visit to the woods where we spotted changing parts of nature and took time to appreciate the wild plants we could see around us.



We made nature bracelets and used what we had seen to create plant art when we returned to school.

Art



In Art, we have been focusing on 3D form . We were inspired by the work of Claude Monet. We practised making water lilies with plasticine. We then created our own using clay and painted these.



Where does our food come from?

DT

In DT we looked at where our food comes from. We looked at whether it came from an animal or a plant. We enjoyed making dough in class ready for our DT session the next day.



Where does our
food come from?

DT Stay and Learn

We had a super session with an amazing number of parents/carers joining the children in this collaborative DT session. It was lovely to see the children talking to their adults about where the ingredients have come from for their pizzas.

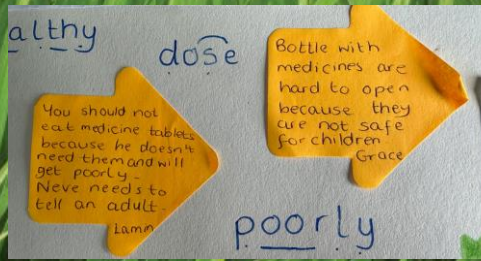


RHE

In RHE this half term, we have been learning about healthy bodies and healthy minds. We explored ways to keep a healthy, balanced lifestyle and ways to recognise our emotions. Can you guess which emotions we are showing?

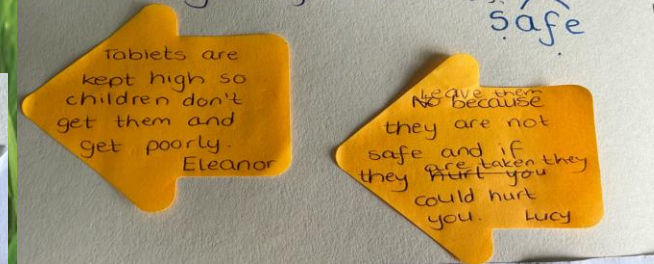


We learnt the scientific names for our private parts and how we keep ourselves safe. The children listened to the NSPCC song 'Pantasaurus' and designed their own pants.



In one of our lessons, we talked about the helpful and harmful items we may have in our houses for when we are feeling unwell.

We used a scenario to discuss the dangers of medicines.




PE




In PE on a Wednesday, we have been learning Athletics skills which have included jumping, throwing, different types of running and relay races. All ready for our Sports Morning!

On a Tuesday, we have started to learn how to play bean bag rounders. This will carry on next half term as well.

Music



In music, we have been practising the skills of tempo and pitch whilst learning how to play well known nursery rhymes on a glockenspiel. Some children are excited to perform at the arts evening on 25th June.



G G D D E E D
Twinkle, twinkle, little star

C C B B A A G
how I wonder what you are

D D C C B B A
up above the world so high

D D C C B B A
like a diamond in the sky.

G G D D E E D
Twinkle, twinkle, little star

C C B B A A G
how I wonder what you are.

Spanish

We ordered the different parts of the story and then matched the words.
Great Spanish reading KS!!

In Spanish, our learning has been based on a story called the Plant Pot Story all about growing a flower from a seed.

We recited the story as a class using actions to help us.
Then we made a performance of the story in small groups.





THANK YOU FOR READING ABOUT
OUR LEARNING IN KSL.

*Learning for all, caring for each other, preparing for the
future.*

'Let us encourage one another' Hebrews 10.25

