

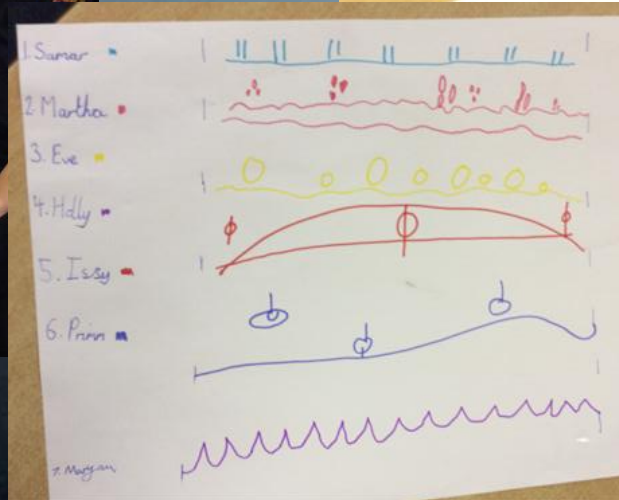
A misty, mountainous landscape with a winding river in the foreground. The mountains are covered in green vegetation and partially shrouded in mist. The river flows through a dark, flat area, possibly a wetland or a dry riverbed, creating a winding path that leads towards the mountains.

# *Incredible Journeys*

*Year 3/4 2025*

*Summer Term 1*

*We began our Incredible Journeys topic with a fabulous Stunning Start day. With Mrs Haxby, we went on an incredible journey through music and we created our own Graphic Scores.*






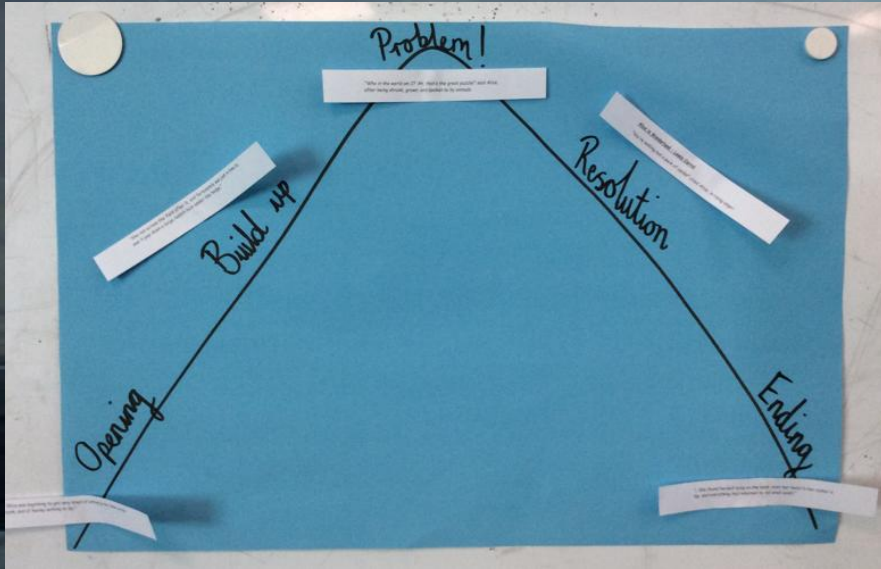
*With Miss Hunt, we found out about the incredible journeys that animals go on when they migrate. We found out so many amazing things about different animals and their migration journeys! We made the animals and created a beautiful display with them.*





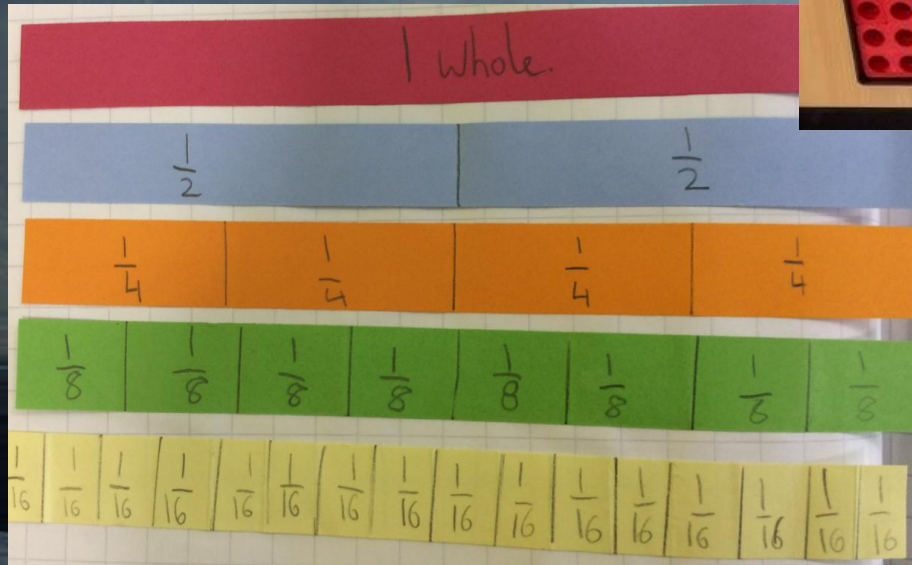
*Mr Lloyd showed us an amazing journey that school children in Nepal go on every day. It certainly made our journeys to school look easy!*



*In English, we used Aaron Becker's stories 'Quest' and 'Journey' to inspire our own voyage and return stories. We worked hard on planning, writing, editing and publishing the 'problem' section.*



In Year 4, we have been learning all about fractions and decimals in maths.



*In Year 3 Maths, we learnt about fractions and mass and capacity.*



*We have been learning about sound in our science lessons! We experimented with instruments what different pitch and dynamics we could make. We learned that sound is caused by vibrations.*





action	sound	what is vibrating?
glass breaking	smash, crack	the glass
bird singing	chirp	beak / vocal chords
Speaking	Voice	Vocal chords
Finishing	loud, root	Fin's vocal chords
Paper Tearing	rip tear	the paper
Drum	Dong	Top layer
CadE Moving	scripping	cadE
Fireworks	Bang	rocket
turning the page	crinkle	the paper



*In RHE, we looked  
at 'Healthy  
Choices'.*




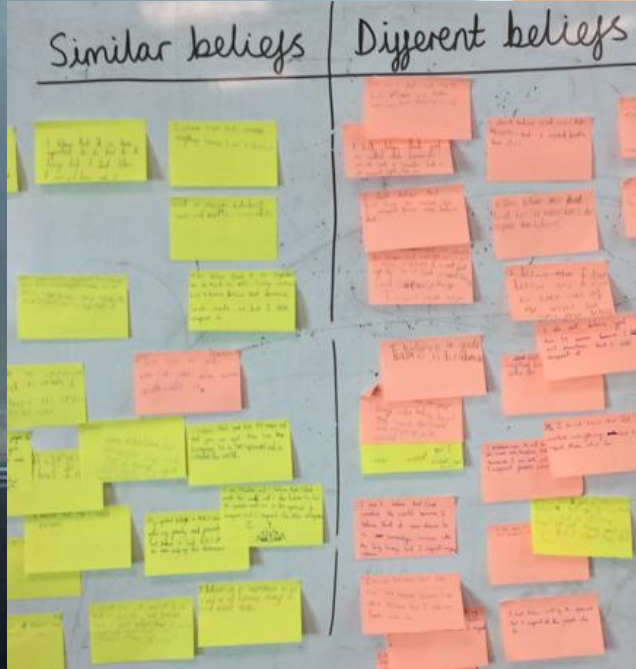


*We also did some  
drama work showing  
our school values in  
action.*


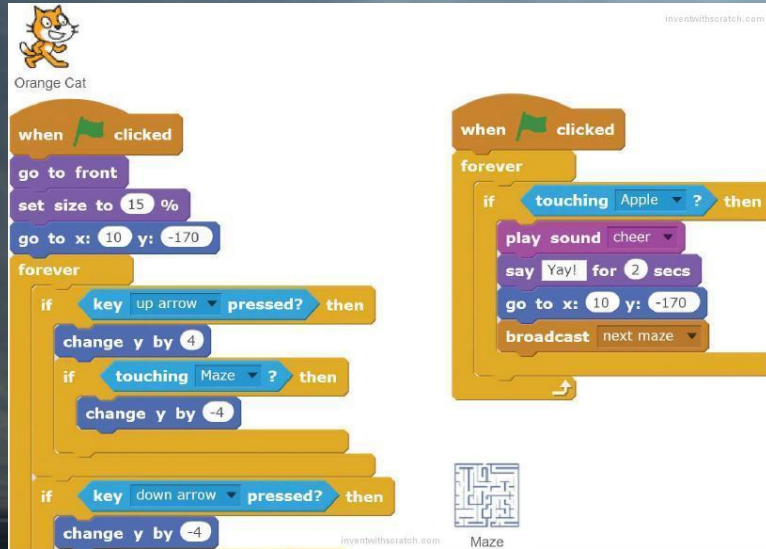
















*And how we encourage one another.*





*In Computing, we have been coding a sprite around a maze. We had to change the sprite's size to make sure it fitted in the maze and coded the keys on the keyboard to control how the sprite would move.*



Camp site 	Place of worship 	Bus or coach station 	Coniferous trees 	River 
Motorway 	Sand 	Footpath 	Picnic site 	Single-track railway 
Cycle Trail 	Lighthouse 	Caravan site 	Theme/pleasure park 	School <b>Sch</b>



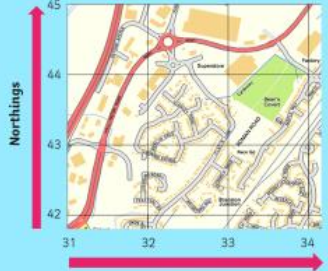
## Eastings and Northings

Have you ever looked at co-ordinates in Maths? This is very similar!

All the grid lines are numbered to help find specific areas on the map.

**Eastings** are the numbers that run from left to right on the map.


**Northings** run from south to north.



*For our Geography lessons this half-term, we have been learning about maps. We have identified different types of maps, the features on an Ordnance Survey map and learnt different ways to locate certain features on the maps using grid references and compass points.*

During Spanish lessons, we have been doing some work on the story El Gigante Hambriento (The Hungry Giant).

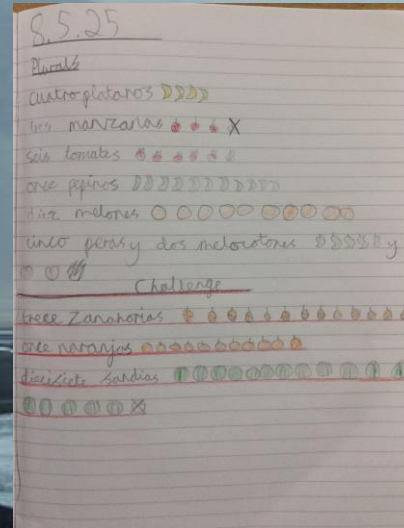
We learnt lots of fruit and veg nouns. Here we had to draw the items in the right bowl depending if they were masculine (un) or feminine (una).



We have had so much fun singing and dancing El Baile de la Fruta!





We have played lots of speaking and listening games. Here we are playing Quiz Quiz Swap.



Here, Lena has done a Read, Write and Draw exercise - to practise understanding and forming numbers and plurals.

*In DT we designed and made bridges. Our bridges had to span 20cm and hold the weight of at least one glue stick. The only resources we had were paper, card and straws.*







*We made bridges using cross-bracing, triangulation and corrugation designs.*

*In PE, we have been practising our athletics and strike and field skills.*



*In Art we had a go at collage. This was fun but took ages to complete!  
Our finished masterpieces looked great though.*



*In our Music lessons we have been learning to play the recorder.  
Why don't you have a go at home?*



Left Hand Right Hand


### Hot Cross Buns

English Folk Song



Hot Cross Buns! Hot Cross Buns!

*Visual Musical Minds*

A wide-angle landscape photograph. In the foreground, a dark, silty river flows from the bottom center towards the right, its path winding through a dark, flat expanse of land. The middle ground is dominated by steep, rugged mountains. The left side of the mountain range is covered in patches of green vegetation, while the right side appears more barren and rocky. Thick white mist or low-hanging clouds partially obscure the upper sections of the mountains, creating a sense of depth and mystery. The sky is a uniform, pale grey, suggesting an overcast day. The overall mood is somber and majestic.

*And lots more....*