



# African Adventures




Y1/2 Summer Term 1 2025-2026

*Learning for all, caring for each other, preparing for the future.*  
‘Let us encourage one another’ Hebrews 10.25



# Our Stunning Start


To introduce our new topic, each class did some stunning lion artwork.




In our English lessons, Ladybirds have been learning about two texts - Little Red Riding Hood and an alternative version that is set in Africa called Little Red and the Very Hungry Lion.

Once upon a time there was a girl called Little Red Riding Hood. She lived with her mum in a fancy cottage. She has brown hair and a red cape.

One day she went to see her Granma. On her way she met a wolf and she told him she was going to see her Granma. The wolf ran to Granma's house and put her clothes on. Little Red went to see Granma and she says 'Have you got any jam?' She says 'Yes, I have.' She says 'Have you got any jam?' She says 'Yes, I have.'



The lion has a big mane and a sharp nose. He is sneezing and has a big smile.



Little Red did his hair and dressed him up. The lion is very naughty.

We really enjoyed finding out who ate all the snacks Mrs Houston brought in to share! .

The wolf puts on a red shawl. He sits in bed with a cap on his head. His sharp teeth and dark eyes look scary. He tried to trick her with changing his voice.

Using question marks

Can you help me Little Red?

Is that you Auntie?

do you think I look good? No

can I have a donat?

We made jam sandwiches for Little Red Riding Hood.




In our English lessons, Butterflies have been reading Little Red and the Very Hungry Lion.

We acted out the story and wrote the story as a comic strip.



one not morning  
auntie rosie woke  
up covered in spots!  
she called little red  
to help her. little  
red said "ill come  
right away so she  
packed her basket got  
spot medicine and  
waved goodbye to  
her dad and packed  
some doughnuts!



As soon Little Red saw Aunt Rosie in the cupboard. She stayed calm and made a plan. taking her time, she brushed his hair and plaiting it. when she saw his dirty teeth. She made him brush them. next, she got him a dress and got him to wear it. The Lion was very angry.






Method:

3. After, that drop in a sparkly giant gem.
4. Then, gently add a hand full of soft fairy petals.
5. Do not forget to stir.



We wrote questions to ask the characters and commands for how to make some spot potion for Aunt Rosie.

# In our English lessons, Honeybees focus text has been Little Red and the Very Hungry Lion.





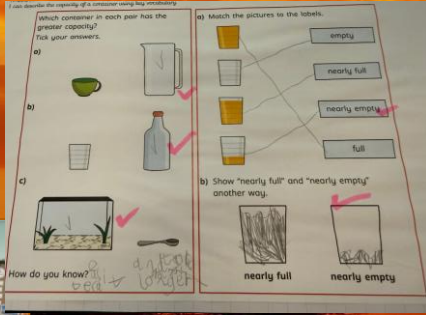

We started the text by completing a hunt to find out who had eaten Mrs Hopwood's Mum's hamper!

Similarities	Differences
They both go to their relatives - house	Wolf and a lion
They both go on a journey	It was set in a different place
They both have Little Red in their name	Little Red was it against her Auntie but Little Red riding hood didn't know
They both have villains in the story	They have different parents
	They eat donuts together
	Little Red makes friends
	Put in a cupboard
	Grabs Different hair
	The Wolf said all better to see with
	One has a illness
	Little Red riding hood got scared


We compared Little Red and the Very Hungry Lion with Little Red Riding Hood. We practiced using the 4 different sentences types in speech bubbles. We then wrote our own versions of the story!

In Y1 Maths, we have been learning all about measure and fractions.

We found out what a half was and discussed how to find a half of shapes and numbers.



We measured and compared the length of objects using rulers and found the capacity of different objects too!



17.541 recognise a quarter

1) Shade  $\frac{1}{4}$  of the shapes below.

2) Split the shapes into quarters. One line has been drawn for you. Then colour  $\frac{1}{4}$  of each shape.

$\frac{1}{3}$  of 9 = 3

$\frac{1}{3}$  of 3 = 1

$\frac{1}{3}$  of 15 = 5

$\frac{1}{3}$  of 6 = 2

$\frac{1}{3}$  of 12 = 4

Which shape has  $\frac{1}{4}$  shaded?

What fraction of these shapes has been shaded?

Colour some squares to show  $\frac{1}{4}$ .

quarter past 5

quarter past 1

quarter past 12

quarter past 10

quarter past 6

$\frac{1}{4}$  of 12 = 3

$\frac{3}{4}$  of 12 = 9

$\frac{1}{4}$  of 16 = 4

$\frac{3}{4}$  of 16 = 12

$\frac{1}{4}$  of 2 = 0.5

28.02.21 I can tell the time to the nearest hour and half hour

Match the clocks to the times.

7 o'clock, 9 o'clock, 12 o'clock, 10 o'clock

Complete the sentence. At 9 o'clock, the minute hand points to 12.

Match the clocks to the times.

half past 4, half past 1, half past 9, half past 6

Complete the sentence. At half past, the minute hand points to 6.

Is this correct? No, because the minute hand is wrong.

quarter to 3

quarter to 7

quarter to 10

quarter to 8

quarter to 4

quarter to 1


In Y2 Maths, we have been learning about fractions and time. We found halves, quarters and thirds of shapes and numbers. We also learnt how to find  $\frac{3}{4}$  of a number. In time we started with o'clock, half past, quarter past and quarter to.



Cape Buffalo



African Lion



Rhino

Size: 3.4 metres  
 Weight: 900kg  
 Lifespan: 20 years  
 Habitat (where it lives): grassland  
 Food: plants  
 Amazing facts: they are in the big 5

06.05.26 Can I understand what the Maasai culture is like?

In our Geography lessons, we used our knowledge of continents to travel to Africa. In Africa, we learnt about the country Kenya. We discovered it is very close to the equator which makes the weather warmer all year round.

PHYSICAL

Kenya

Continent: Africa  
 Ocean: Indian Ocean  
 Capital city: Nairobi  
 Population: 54,000,000

What animals are the 'Big 5'?

Elephant, Rhino, Buffalo, Leopard, Lion

Famous landmarks: Maasai Mara, Nairobi, Mount Kenya

Climate: sunny hot dry most of the year.

We learnt about human and physical features in Kenya. We also learnt about the Maasai Mara and the Maasai tribe which live there.

In Science we have been learning about the seasons.

We went on a walk to look for the different signs of spring



We have been looking at changes in plants and animals the weather, temperature and daylight.




In Art, we have been learning to make African masks.



We have linked them to the artist Picasso. The children have been practising their modelling skills using play dough and plasticine. The masks have turned out detailed and colourful.




We had an Engineer come to work with Year 2.



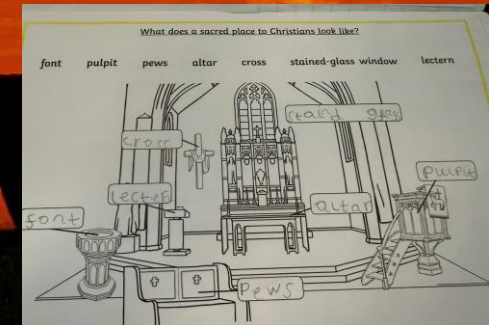
We used our DT skills of measuring, sawing, fixing and problem solving in our STEM project. We made a locomotive that could travel in a straight line and brake after a 5m distance.



In RE this half term we have been learning about special and sacred places and comparing them.



We had two visitors explaining the features of a mosque and a church and labelled the parts of each religious place.





In PE, we have been playing a variety of tag games, learning how to evade each other.



Then we used these skills in team ball games where we goal of keeping possession of the ball whilst moving around competitively but safely.





In Computing, we have been programming quizzes. The children used scratch junior to design an algorithm that answered a question.





In Music, we had a fantastic time taking part in an African drumming workshop. The children were mesmerised by the drumming and enjoyed asking lots of questions about Africa.

We have also been very lucky to learn about the life cycle of a chicken this half term. Mrs Houston brought in some eggs from her very own chickens and we have observed the changes happening every few days until our chicks hatched! We have loved learning all about the development of the chicks inside the eggs and it has been fascinating to handle the eggs weekly and watch them grow!



We have also been very lucky to have some kittens visit us in KS1! The children loved asking questions about the kittens and stroking their backs.



# Forest School Fun!





# Thank you for reading about our learning 'in Y1/2



*Learning for all, caring for each other, preparing for the future.*  
‘Let us encourage one another’ Hebrews 10.25

